



Prd

Bloom Pendant

Designer - Tim Rundle / Year 2017

The Bloom Pendants' superelliptical form is inspired by the gentle dynamic flow of paper lanterns. Its glorious lit effect is the result of transparency and light. Two contrasting materials – a finely perforated mesh core and frosted blown glass, combine to project a soft focus texture onto the inside of the shade.

At the same time, an unobstructed pool of light is projected downwards onto objects below. Blooms distinct character is evident both in its on and off state, creating a versatile, value for money Pendant lamp.

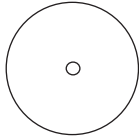
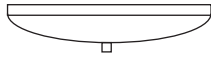
Resident

Resident Headquarters
61 Upper Queen Street
Newton Auckland New Zealand
Ph +64 9 601 9241
www.resident.co.nz

Prd

Ceiling Rose

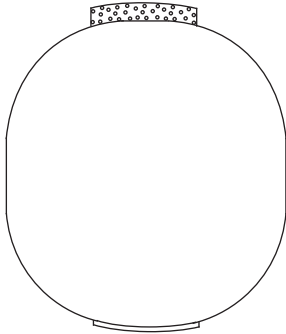
30mm (1.18")



Ø 106mm (4.17")

Pendant Shade

260mm (10.23")



Ø 240mm (9.44")

Product Description

Pendant light

Product Code

BLM001 - Bloom Pendant White

BLM002 - Bloom Pendant Black

Materials

Glass / Stainless Steel

Colour Options

Shade - Frosted White Glass

Ceiling Rose and Diffuser- Nickel Plated

Cable colour - Black

Shade - Frosted Black Glass

Ceiling Rose and Diffuser - Black Chrome

Cable - Black

Cable Length

Min 25mm (1") - Max 3000mm (118.11")

Bulb Specs

Bulb holder - E27 Europe / E26 USA

Voltage - 110-240V

Power Usage - 42W

Lumens - 610L

Colour temperature - 3000K

Average lifespan - 2,000 Hours

Dimming Options

Dimmable

Packaging Dimensions

W 45 x D 34 x H 36 cm

W 18 x D 13 x H 14 inch

CBM - 0.055/CBF - 1.94

Packaging Weight

2.9kg/ 6.39lbs

Certification

CE

UL and cUL in process, due September 1st 2018.

Warranty

3 Years

Resident

Resident Headquarters
61 Upper Queen Street
Newton Auckland New Zealand
Ph +64 9 601 9241
www.resident.co.nz