

# QUEEN TITANIA

design Alberto Meda / Paolo Rizzatto, 2005

**LUCE  
PLAN**

Type:	Suspension	
Light source:	2 x LED E27 Ø max 38 mm, L 150 mm max 2 x 205W HSGST E27 energy saver	EEL: A++/A+/A EEL: D
Product use:	Indoor	
Materials:	Steel bearing structure, aluminium lamellar shell	
Colors:	Structure in alu Filters in violet, yellow, green, blue, red	
Description:	With its doubled size and scale, it is designed to enlighten large spaces. A pair of interchangeable filters colour the body of the fitting, without interfering with the emission of white light.	
Insulation class:	⚡ □ CE	
Reference code:	Structure D17 Q	1D170QHAL020

#### Filters

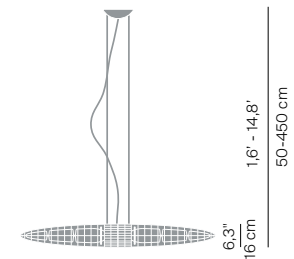
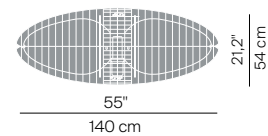
1D170Q/01024	rose
1D170Q/01023	light blue
1D170Q/01027	yellow
1D170Q/01036	violet

#### Accessories

D17Q/02	1D170Q/02020	alu
---------	--------------	-----



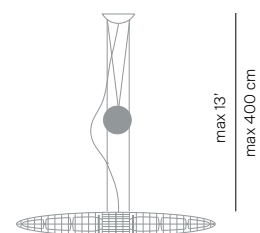
D17 Q



weight 3 kg  
ceiling rose ø 14 cm, h. 3cm



D17 Q/02  
up and down kit



weight 2 kg