



ARMCHAIR FOR METZ & CO  
Gerrit Rietveld - 1942

#### REVEALED RESISTANCE

The Armchair for Metz & Co is named after the Amsterdam department store Metz & Co. Gerrit Rietveld designed this chair for in 1942. Because Rietveld refused to become a member of the Kultuurkamer established by the German occupier, the chair was never produced at the time. Rietveld's working drawings and prototypes have fortunately been preserved, so that the chair could still be produced after 75 years.

De fauteuil voor Metz & Co is vernoemd naar het Amsterdamse warenhuis Metz & Co waarvoor Gerrit Rietveld deze stoel in 1942 ontwierp. Omdat Rietveld weigerde lid te worden van de door de Duitse bezetter ingestelde Kultuurkamer, werd de stoel destijds nooit geproduceerd. De werktekeningen en prototypes van Rietveld zijn gelukkig bewaard gebleven, zodat de stoel na 75 jaar alsnog geproduceerd kon worden.



## COLLECTION INDEX


---

Explore details, measurements and materials per piece of furniture.  
All measurements are in cm (width x depth x height).

Bekijk details, afmetingen en materialen per meubel.  
Alle afmetingen zijn in cm (breedte x diepte x hoogte).



**BR 02 SOFA BED**  
**Martin Visser**  
**1960**



Frame Round tube, powder coated black or brushed chrome  
 Upholstery Various fabrics and leathers  
 Dimensions 192 x 82 x 70 / seat 40  
 BA 02 armrest: 30 x 46 x 21

**BR 12 SOFA BED**  
**Martin Visser**  
**1960**



Frame Round tube, powder coated black or brushed chrome  
 Upholstery Various fabrics and leathers  
 Dimensions 212 x 82 x 70 / seat 40

**BZ 63 SOFA**  
**Martin Visser**  
**1961**



Frame Square frame, powder coated black  
 Armrests Solid wenge  
 Upholstery Various fabrics and leathers  
 Dimensions 154 x 78 x 72 / seat 42 / arm 56



Wenge

**SZ 63 ARMCHAIR**  
**Martin Visser**  
**1960**



Frame Square frame, powder coated black  
 Armrests Solid wenge  
 Upholstery Various fabrics and leathers  
 Dimensions 69 x 78 x 72 / seat 42 / arm 56



Wenge

**BZ SLATTED BENCH**  
**Martin Visser**  
**1960**



Material Solid ash, natural or black stained and solid wenge  
 Dimensions 160/200 x 42 (5 slaths) / 60 (7 slaths) x 30/40



Ash natural Ash black stained Wenge

**BQ BENCH**  
**Wim Quist**  
**1970**



Frame Solid anodised aluminium  
 Upholstery Cushion in various leathers  
 Dimensions 180 x 60 x 40

**SZ 01 ARMCHAIR**  
**Martin Visser**  
**1960**



Frame Round tube, powder coated black or brushed chrome  
 Upholstery Natural rattan  
 Dimensions 60 x 65 x 74 / seat 41 / arm 53

**SZ 02 ARMCHAIR**  
**Martin Visser**  
**1960**



Frame Round tube, powder coated black or brushed chrome  
 Upholstery Saddle leather, natural, dark brown or black  
 Dimensions 60 x 65 x 74 / seat 41 / arm 53

**MVPHE ARMCHAIR**  
Piet Hein Eek  
2021



Frame Beech veneer, natural  
Upholstery Various fabrics and leathers  
Dimensions 101 x 81 x 64 / seat 35



Beech natural

**PUK SZ 19**  
Kiki van Eijk  
2021



Frame Round tube, powder coated ultra marine blue (RAL 5002)  
Upholstery Natural rattan  
Dimensions 78 x 87 x 62 / seat 33

**ARMCHAIR FOR METZ & CO**  
Gerrit Rietveld  
1942



Frame Solid oak or American walnut  
Upholstery Selection of plain fabrics and leathers  
Dimensions 58 x 84 x 74 / seat 42 / arm 59



Oak natural



American walnut

**BERLIN CHAIR**  
Gerrit Rietveld  
1923

Available in a left or right version



Material Solid oak panels lacquered in white, black and grey  
Dimensions 71,5 x 57 x 100

**NEW AMSTERDAM**  
Gerrit Rietveld  
1937



Upholstery Various fabrics and leathers  
Armrests Solid oak, natural or dark stained and solid American walnut  
Dimensions 70 x 94 x 76 / seat 38 / arm 53



Oak natural



Oak dark stained



American walnut

**PRESS ROOM CHAIR**  
Gerrit Rietveld  
1958



Frame Powdercoated black or stainless steel  
Armrests Oak, natural, whitewash or black stained and American walnut  
Upholstery Selection of fabrics and leathers  
Dimensions 67 x 78 x 78 / seat 42 / arm 60



Oak natural



Oak whitewash



Oak black stained



American walnut

**STELTMAN CHAIR**  
Gerrit Rietveld  
1963

Available in a left or right version



Wood Solid oak, natural, whitewash or dark stained  
Upholstery Selection of plain fabrics and leathers  
Dimensions 50 x 45 x 70 / seat 40 / arm 60



Oak natural



Oak whitewash



Oak black stained

**SE 69 CHAIR**  
Martin Visser  
1959



Frame Square frame, powder coated black  
Upholstery Various fabrics and leathers  
Armrests Solid oak, natural or dark stained and solid American walnut  
Dimensions 59 x 58 x 78 / seat 49 / arm 68



Oak natural



Oak dark stained



American walnut

**SE 05 CHAIR (RATTAN)**  
**Martin Visser**  
**1960**



Frame Round tube, powder coated black or brushed chrome  
 Upholstery Natural rattan  
 Dimensions 43 x 46 x 80 / seat 46

**SE 06 CHAIR (SADDLE LEATHER)**  
**Martin Visser**  
**1960**




Frame Round tube, powder coated black or brushed chrome  
 Upholstery Saddle leather, natural, dark brown or black  
 Dimensions 43 x 46 x 80 / seat 46

**ENDLESS TABLE**  
**Aart van Asseldonk**  
**2018**




Base Powder coated black  
 Top Oak, natural or dark brown stained, wenge, American walnut, clear glass and bronze glass  
 Extra option Additional module 67 x 90 x 76  
 Dimensions 193/260 x 90 x 76



**MINIUM TABLE**  
**Chris Slutter**  
**2012**



Base Powder coated in minium red, white or black  
 Top Solid oak and ash, natural or stained in whitewash or black  
 Dimensions 250/300/350/400 x 90 x 76



**SE 07 CHAIR (UPHOLSTERED)**  
**Martin Visser**  
**1960**




Frame Round tube, powder coated black or brushed chrome  
 Upholstery Various fabrics and leathers  
 Dimensions 43 x 46 x 80 / seat 46

**TE 06 TABLE**  
**Martin Visser**  
**1960**



Base Standing tube in brushed chrome or powder coated black. The three legs and three carriers are always black lacquered  
 Top Laminate white, Fenix white or black, oak veneer, natural or dark brown stained, American walnut veneer and clear glass  
 Dimensions Ø 130 x 74



**PHILL TABLE**  
**Studio Parade**  
**2010**




Base Solid oak legs (matching the colour of the top), steel leg parts and stainless steel pins  
 Top Laminate white, oak veneer, natural or stained in whitewash or black  
 Dimensions 180/210/240 x 90 x 70-82



**IJHORST SIDE TABLES**  
**Constant Nieuwenhuys**  
**1953**



Base Powder coated black  
 Top Laminate liver or black, American walnut veneer, clear glass or smoked glass (glass options only available for size L)  
 Dimensions Size S: Ø 26 x 31  
 Size M: Ø 50 x 43  
 Size L: Ø 60 x 46



**TANGLED COFFEE TABLE**  
**Carolina Wilcke**  
**2015**



Frame Epoxy fine texture matt in black or taupe  
 Tops Clear or smoked glass  
 Extra options Middle and/or bottom part in dark brown stained oak veneer, brass screws (black screws are standard)  
 Dimensions Size M: 130 x 60 x 38  
 Size L: 160 x 74 x 38



**TANGLED SQUARE COFFEE TABLE**  
**Carolina Wilcke**  
**2021**



Frame Epoxy fine texture matt in black or taupe  
 Tops Clear or smoked glass  
 Extra options Brass screws (black screws are standard)  
 Dimensions 130 x 130 x 37



**TANGLED SIDE TABLE**  
**Carolina Wilcke**  
**2016**




Frame Epoxy fine texture matt in black or taupe  
 Tops Clear or smoked glass  
 Dimensions 50 x 38 x 40



**TANGLED TRAY**  
**Carolina Wilcke**  
**2015**



Frame Epoxy fine texture matt in black or taupe  
 Extra option Dark brown stained oak veneer inlay  
 Dimensions 53 x 37 x 5



**TANGLED SHOW CASE**  
**Carolina Wilcke**  
**2017**



Frame Epoxy fine texture matt in black or taupe  
 Glass Clear or smoked glass  
 Extra option Padlock closure  
 Dimensions 86 x 40 x 158



**TANGLED CABINET**  
**Carolina Wilcke**  
**2015**




Frame Epoxy fine texture matt in black or taupe  
 Tops Clear or smoked glass  
 Extra option Brass screws (black screws are standard)  
 Dimensions 168 x 51 x 92



**PAPERBACK WALLSYSTEM**  
**Studio Parade**  
**2009**




Material MDF backboard  
 Highly pressed laminate shelves  
 Colours White or anthracite  
 Dimensions Size S: 30 x 60 x 12/20  
 Size M: 60 x 60 x 12/20  
 Size L: 120 x 60 x 12/20



**BENNO MIRROR**  
**Benno Premsele**  
**1956**



Frame Beech plywood, natural or black stained  
 Dimensions Frame Ø 50 / mirror 33,5 x 33,5



spec  
tru  
m