



MVPHE ARMCHAIR
Piet Hein Eek - 2021

TRIBUTE TO VISSER

Piet Hein Eek has designed the MVPHE armchair as an ode to his friend and designer Martin Visser. The compact and voluptuous design does not directly suggest it was inspired by Visser's 'Form Follows Function' design philosophy. Nevertheless, Piet Hein Eek's starting point, Visser's SZ 73 armchair from 1968, is clearly reflected in his design.

Piet Hein Eek ontwierp de MVPHE fauteuil als ode aan zijn vriend en ontwerper Martin Visser. Het compacte en voluptueuze ontwerp suggereert niet direct dat het geïnspireerd is door Visser's 'Form Follows Function' ontwerpfilosofie. Toch is het uitgangspunt van Piet Hein Eek, Visser's SZ 73 fauteuil uit 1968, duidelijk terug te zien in zijn ontwerp.


COLLECTION INDEX

Explore details, measurements and materials per piece of furniture.
All measurements are in cm (width x depth x height).

Bekijk details, afmetingen en materialen per meubel.
Alle afmetingen zijn in cm (breedte x diepte x hoogte).



BR 02 SOFA BED
Martin Visser
1960



Frame Round tube, powder coated black or brushed chrome
 Upholstery Various fabrics and leathers
 Dimensions 192 x 82 x 70 / seat 40
 BA 02 armrest: 30 x 46 x 21

BR 12 SOFA BED
Martin Visser
1960



Frame Round tube, powder coated black or brushed chrome
 Upholstery Various fabrics and leathers
 Dimensions 212 x 82 x 70 / seat 40

BZ 63 SOFA
Martin Visser
1961



Frame Square frame, powder coated black
 Armrests Solid wenge
 Upholstery Various fabrics and leathers
 Dimensions 154 x 78 x 72 / seat 42 / arm 56



Wenge

SZ 63 ARMCHAIR
Martin Visser
1960



Frame Square frame, powder coated black
 Armrests Solid wenge
 Upholstery Various fabrics and leathers
 Dimensions 69 x 78 x 72 / seat 42 / arm 56



Wenge

BZ SLATTED BENCH
Martin Visser
1960



Material Solid ash, natural or black stained and solid wenge
 Dimensions 160/200 x 42 (5 slaths) / 60 (7 slaths) x 30/40



Ash natural Ash black stained Wenge

BQ BENCH
Wim Quist
1970



Frame Solid anodised aluminium
 Upholstery Cushion in various leathers
 Dimensions 180 x 60 x 40

SZ 01 ARMCHAIR
Martin Visser
1960



Frame Round tube, powder coated black or brushed chrome
 Upholstery Natural rattan
 Dimensions 60 x 65 x 74 / seat 41 / arm 53

SZ 02 ARMCHAIR
Martin Visser
1960



Frame Round tube, powder coated black or brushed chrome
 Upholstery Saddle leather, natural, dark brown or black
 Dimensions 60 x 65 x 74 / seat 41 / arm 53

MVPHE ARMCHAIR
Piet Hein Eek
2021



Frame Beech veneer, natural
Upholstery Various fabrics and leathers
Dimensions 101 x 81 x 64 / seat 35



Beech natural

PUK SZ 19
Kiki van Eijk
2021



Frame Round tube, powder coated ultra marine blue (RAL 5002)
Upholstery Natural rattan
Dimensions 78 x 87 x 62 / seat 33

ARMCHAIR FOR METZ & CO
Gerrit Rietveld
1942



Frame Solid oak or American walnut
Upholstery Selection of plain fabrics and leathers
Dimensions 58 x 84 x 74 / seat 42 / arm 59



Oak natural



American walnut

BERLIN CHAIR
Gerrit Rietveld
1923

Available in a left or right version



Material Solid oak panels lacquered in white, black and grey
Dimensions 71,5 x 57 x 100

NEW AMSTERDAM
Gerrit Rietveld
1937



Upholstery Various fabrics and leathers
Armrests Solid oak, natural or dark stained and solid American walnut
Dimensions 70 x 94 x 76 / seat 38 / arm 53



Oak natural



Oak dark stained



American walnut

PRESS ROOM CHAIR
Gerrit Rietveld
1958



Frame Powdercoated black or stainless steel
Armrests Oak, natural, whitewash or black stained and American walnut
Upholstery Selection of fabrics and leathers
Dimensions 67 x 78 x 78 / seat 42 / arm 60



Oak natural



Oak whitewash



Oak black stained



American walnut

STELTMAN CHAIR
Gerrit Rietveld
1963

Available in a left or right version



Wood Solid oak, natural, whitewash or dark stained
Upholstery Selection of plain fabrics and leathers
Dimensions 50 x 45 x 70 / seat 40 / arm 60



Oak natural



Oak whitewash



Oak black stained

SE 69 CHAIR
Martin Visser
1959



Frame Square frame, powder coated black
Upholstery Various fabrics and leathers
Armrests Solid oak, natural or dark stained and solid American walnut
Dimensions 59 x 58 x 78 / seat 49 / arm 68



Oak natural



Oak dark stained



American walnut

SE 05 CHAIR (RATTAN)
Martin Visser
1960



Frame Round tube, powder coated black or brushed chrome
 Upholstery Natural rattan
 Dimensions 43 x 46 x 80 / seat 46

SE 06 CHAIR (SADDLE LEATHER)
Martin Visser
1960




Frame Round tube, powder coated black or brushed chrome
 Upholstery Saddle leather, natural, dark brown or black
 Dimensions 43 x 46 x 80 / seat 46

ENDLESS TABLE
Aart van Asseldonk
2018




Base Powder coated black
 Top Oak, natural or dark brown stained, wenge, American walnut, clear glass and bronze glass
 Extra option Additional module 67 x 90 x 76
 Dimensions 193/260 x 90 x 76



MINIUM TABLE
Chris Slutter
2012



Base Powder coated in minium red, white or black
 Top Solid oak and ash, natural or stained in whitewash or black
 Dimensions 250/300/350/400 x 90 x 76



SE 07 CHAIR (UPHOLSTERED)
Martin Visser
1960




Frame Round tube, powder coated black or brushed chrome
 Upholstery Various fabrics and leathers
 Dimensions 43 x 46 x 80 / seat 46

TE 06 TABLE
Martin Visser
1960



Base Standing tube in brushed chrome or powder coated black. The three legs and three carriers are always black lacquered
 Top Laminate white, Fenix white or black, oak veneer, natural or dark brown stained, American walnut veneer and clear glass
 Dimensions Ø 130 x 74



PHILL TABLE
Studio Parade
2010




Base Solid oak legs (matching the colour of the top), steel leg parts and stainless steel pins
 Top Laminate white, oak veneer, natural or stained in whitewash or black
 Dimensions 180/210/240 x 90 x 70-82



IJHORST SIDE TABLES
Constant Nieuwenhuys
1953



Base Powder coated black
 Top Laminate liver or black, American walnut veneer, clear glass or smoked glass (glass options only available for size L)
 Dimensions Size S: Ø 26 x 31
 Size M: Ø 50 x 43
 Size L: Ø 60 x 46



TANGLED COFFEE TABLE
Carolina Wilcke
2015



Frame Epoxy fine texture matt in black or taupe
 Tops Clear or smoked glass
 Extra options Middle and/or bottom part in dark brown stained oak veneer, brass screws (black screws are standard)
 Dimensions Size M: 130 x 60 x 38
 Size L: 160 x 74 x 38



TANGLED SQUARE COFFEE TABLE
Carolina Wilcke
2021



Frame Epoxy fine texture matt in black or taupe
 Tops Clear or smoked glass
 Extra options Brass screws (black screws are standard)
 Dimensions 130 x 130 x 37



TANGLED SIDE TABLE
Carolina Wilcke
2016



Frame Epoxy fine texture matt in black or taupe
 Tops Clear or smoked glass
 Dimensions 50 x 38 x 40



TANGLED TRAY
Carolina Wilcke
2015



Frame Epoxy fine texture matt in black or taupe
 Extra option Dark brown stained oak veneer inlay
 Dimensions 53 x 37 x 5



TANGLED SHOW CASE
Carolina Wilcke
2017



Frame Epoxy fine texture matt in black or taupe
 Glass Clear or smoked glass
 Extra option Padlock closure
 Dimensions 86 x 40 x 158



TANGLED CABINET
Carolina Wilcke
2015




Frame Epoxy fine texture matt in black or taupe
 Tops Clear or smoked glass
 Extra option Brass screws (black screws are standard)
 Dimensions 168 x 51 x 92



PAPERBACK WALLSYSTEM
Studio Parade
2009




Material MDF backboard
 Highly pressed laminate shelves
 Colours White or anthracite
 Dimensions Size S: 30 x 60 x 12/20
 Size M: 60 x 60 x 12/20
 Size L: 120 x 60 x 12/20



BENNO MIRROR
Benno Premsele
1956



Frame Beech plywood, natural or black stained
 Dimensions Frame Ø 50 / mirror 33,5 x 33,5



spec
tru
m