#09

Austere



design by
Hans Verstuyft

Austere- Chandelier

design by
Hans Verstuyft

The Austere-Chandelier allows you to create unique compositions with depth. A well-thought-out combination of the various components will create real eye-catchers that look magnificent in lobbies, reception areas or dining rooms.

You can opt for an explosion of light or opt for fine chandeliers that provide an 'Austere' ambiance. The puzzle pieces are ready to be composed into a unique fixture and chandelier combination.

Austere-Chandelier 3Y RL 79 black

Austere-Chandelier 3Y RL 79 brass

Austere-Chandelier

design by
Hans Verstuyft

Austere-Chandelier 2X RL 79 brass

Austere-Chandelier 1X RF 100 brass

Austere-Elements black

Austere-Elements brass

Austere-Elements

Design your Austere-Elements composition with the application :

www.elements-configurator.trizo21.com

Austere-Elements brass

Austere-Floor

design by
Hans Verstuyft

Austere-Floor brass

Austere-Floor black

Austere-Floor gunmetal

Austere-Solitaire RF 100 Track 48V black

Austere-
Solitaire

design by
Hans Verstuyft

Austere-Solitaire RF black

Austere-Suspension RL 79 Custom brass

Austere-Suspension RF 75 brass

Austere-Suspension

design by
Hans Verstuyft

Austere-Table black

Austere-Table

design by
Hans Verstuyft

Austere-Table brass

Austere-Table black

Austere-Table | Custom

Austere-Wall brass

Austere-Wall

Austere-Wall

design by
Hans Verstuyft

Austere-Wall gunmetal

Austere-Wall black

Austere-Wall brass

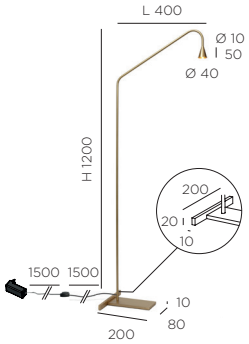

Austere-Floor

100V-240V - **plugdriver with** PU **(PUSH-DIM) button on cable**
1 x LED array 6W **(LED incl.)** - 350mA - 634lm - 2700K - CRI >93
The base bracket is standard included and recommended for optimal stability.
FLOOR - CE IP40 eco

	DIM	FRAME brass	FRAME black	FRAME white	FRAME gunmetal	FRAME bronze	FRAME nickel
EU plug	PU	HVFL 1003	HVFL 1002	HVFL 1001			
EU plug	PU				HVFL 1004	HVFL 1007	HVFL 1009
UK plug	PU	HVFL 1003UK	HVFL 1002UK	HVFL 1001UK			
UK plug	PU				HVFL 1004UK	HVFL 1007UK	HVFL 1009UK
US plug	PU	HVFL 1003US	HVFL 1002US	HVFL 1001US			
US plug	PU				HVFL 1004US	HVFL 1007US	HVFL 1009US
AU plug	PU	HVFL 1003AU	HVFL 1002AU	HVFL 1001AU			
AU plug	PU				HVFL 1004AU	HVFL 1007AU	HVFL 1009AU

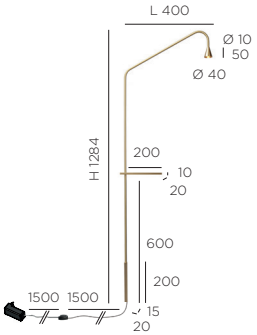

Austere-Table

100V-240V - **plugdriver with** PU **(PUSH-DIM) button on cable**
1 x LED array 6W **(LED incl.)** - 350mA - 634lm - 2700K - CRI >93
TABLE - CE IP40 eco

	DIM	FRAME brass	FRAME black	FRAME white	FRAME gunmetal	FRAME bronze	FRAME nickel
EU plug	PU	HVTA 1003	HVTA 1002	HVTA 1001			
EU plug	PU				HVTA 1004	HVTA 1007	HVTA 1009
UK plug	PU	HVTA 1003UK	HVTA 1002UK	HVTA 1001UK			
UK plug	PU				HVTA 1004UK	HVTA 1007UK	HVTA 1009UK
US plug	PU	HVTA 1003US	HVTA 1002US	HVTA 1001US			
US plug	PU				HVTA 1004US	HVTA 1007US	HVTA 1009US
AU plug	PU	HVTA 1003AU	HVTA 1002AU	HVTA 1001AU			
AU plug	PU				HVTA 1004AU	HVTA 1007AU	HVTA 1009AU

AUSTERE-ELEMENTS

Design your own unique composition with our configurator:
www.elements-configurator.trizo21.com

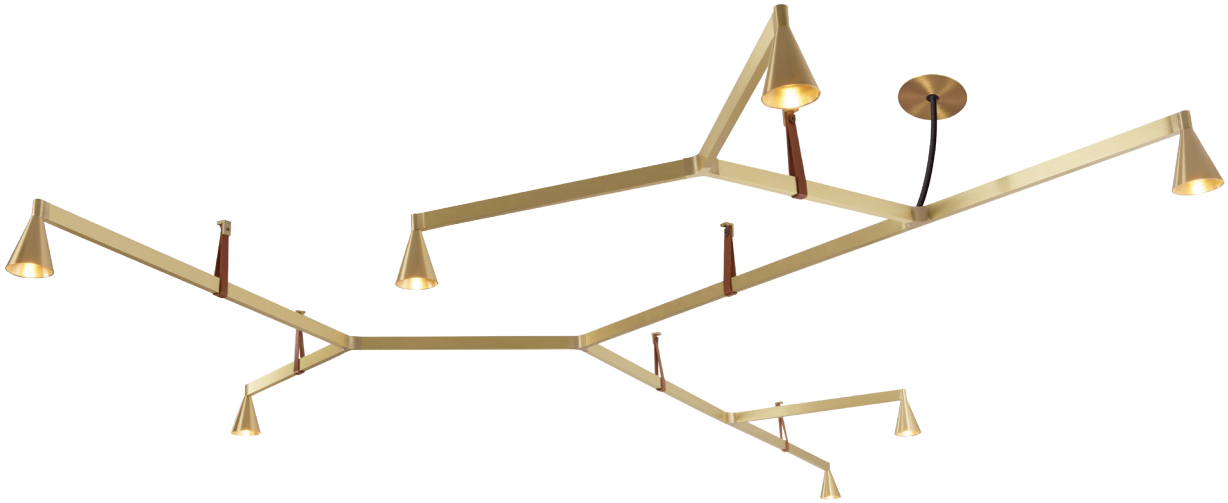

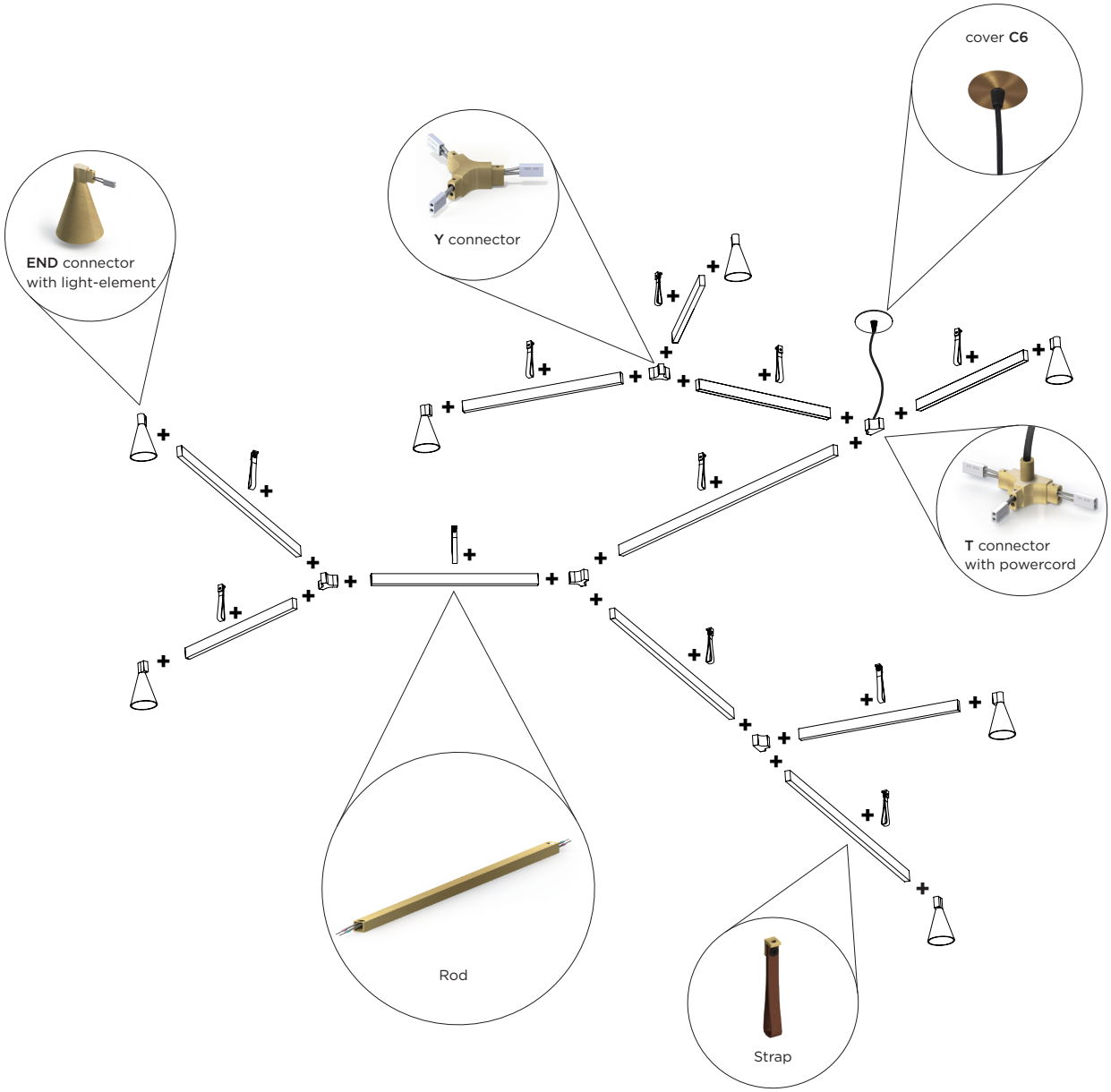

Austere-Elements Configuration °1

350mA - **driver + base/cover/canopy required** see p.47
6 x LED array 6W **(LED incl.)** - 350mA - 6 x 634lm - 2700K - CRI >93
CEILING - CE IP50 eco

FRAME brass	FRAME black	FRAME brass	FRAME black
POWERCORD black	POWERCORD black	POWERCORD white	POWERCORD white
LEATHER oak	LEATHER black	LEATHER oak	LEATHER black
ELEM 1323	ELEM 1222	ELEM 1313	ELEM 1212

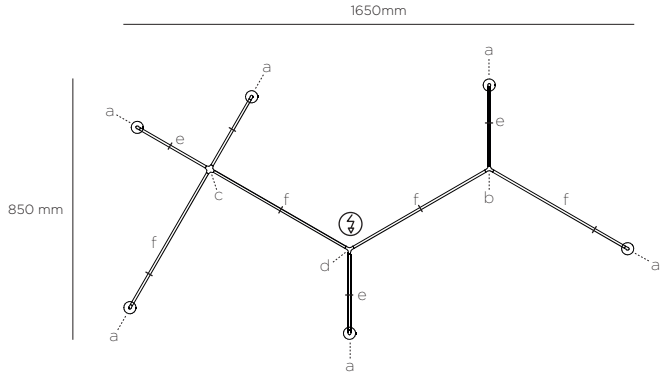

a:	6x	**END** connector with light-element
b:	1x	**Y** connector
c:	1x	**+** connector
d:	1x	**Y** connector with powercord **L250**
e:	4x	**Austere**-Elements rods **L250**
f:	4x	**Austere**-Elements rods **L500**
–	8x	**Austere**-Elements straps **H93**

(driver + base/cover/canopy excl. see p.47)

Austere-Elements Configuration °2

350mA - **driver + base/cover/canopy required** see p.47
8 x LED array 6W **(LED incl.)** - 350mA - 8 x 634lm - 2700K - CRI >93
CEILING - CE IP50 eco

FRAME brass	FRAME black	FRAME brass	FRAME black
POWERCORD black	POWERCORD black	POWERCORD white	POWERCORD white
LEATHER oak	LEATHER black	LEATHER oak	LEATHER black
ELEM 2323	ELEM 2222	ELEM 2313	ELEM 2212

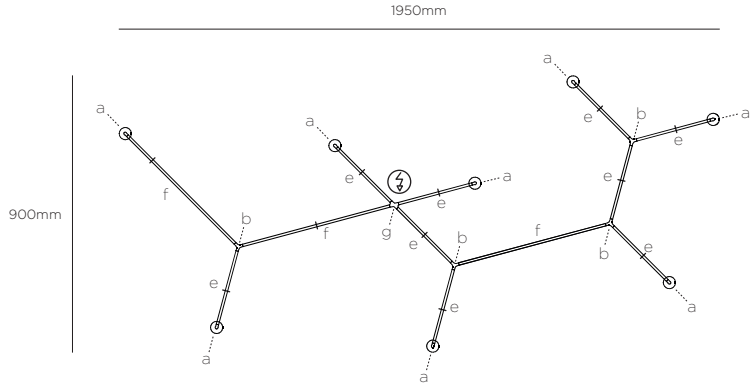

a:	8x	**END** connector with light-element
b:	4x	**Y** connector
g:	1x	**X** connector with powercord **L250**
e:	9x	**Austere**-Elements rods **L250**
f:	3x	**Austere**-Elements rods **L500**
–	12x	**Austere**-Elements straps **H93**

(driver + base/cover/canopy excl. see p.47)

Austere-Elements Configuration °3

350mA - **driver + base/cover/canopy required** see p.47
8 x LED array 6W **(LED incl.)** - 350mA - 8 x 634lm - 2700K - CRI >93
CEILING - IP50 eco

FRAME brass	FRAME black	FRAME brass	FRAME black
POWERCORD black	POWERCORD black	POWERCORD white	POWERCORD white
LEATHER oak	LEATHER black	LEATHER oak	LEATHER black
ELEM 3323	ELEM 3222	ELEM 3313	ELEM 3212

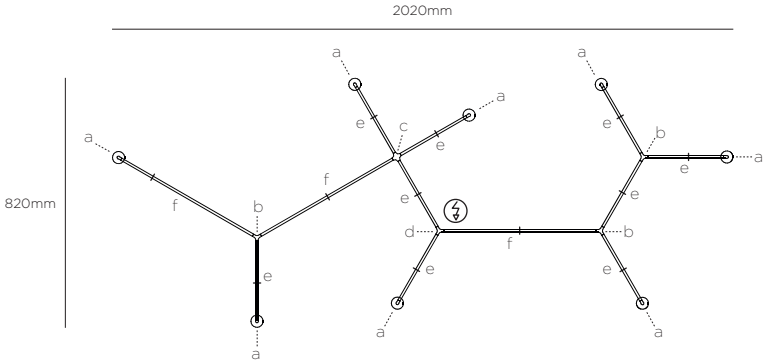

a:	8x	**END** connector with light-element
b:	3x	**Y** connector
c:	1x	**+** connector
d:	1x	**Y** connector with powercord L250
e:	9x	**Austere**-Elements rods L250
f:	3x	**Austere**-Elements rods L500
–	12x	**Austere**-Elements straps H93

(driver + base/cover/canopy excl. see p.47)

Austere-Elements Configuration °4

350mA - **driver + base/cover/canopy required** see p.47
7 x LED array 6W **(LED incl.)** - 350mA - 7 x 634lm - 2700K - CRI >93
CEILING - IP50 eco

FRAME brass	FRAME black	FRAME brass	FRAME black
POWERCORD black	POWERCORD black	POWERCORD white	POWERCORD white
LEATHER oak	LEATHER black	LEATHER oak	LEATHER black
ELEM 4323	ELEM 4222	ELEM 4313	ELEM 4212

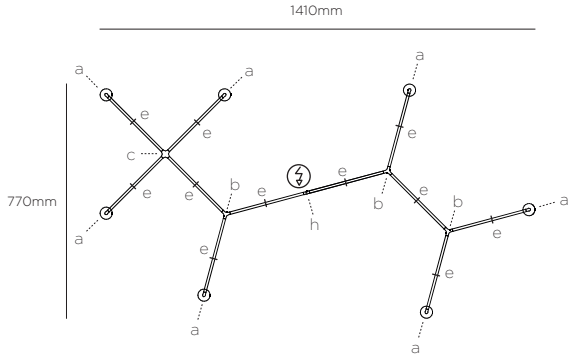

a:	7x	**END** connector with light-element
b:	3x	**Y** connector
c:	1x	**+** connector
h:	1x	**-** connector with powercord L500
e:	11x	**Austere**-Elements rods L250
–	11x	**Austere**-Elements straps H93

(driver + base/cover/canopy excl. see p.47)

Austere-Elements Configuration °5

350mA - **driver + base/cover/canopy required** see p.47
9 x LED array 6W **(LED incl.)** - 350mA - 9 x 634lm - 2700K - CRI >93
CEILING - CE IP50 eco

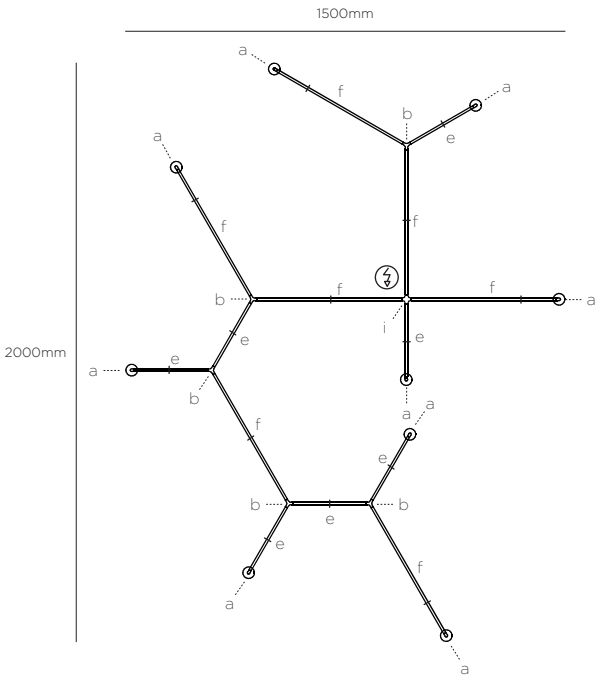

FRAME brass	FRAME black	FRAME brass	FRAME black
POWERCORD black	POWERCORD black	POWERCORD white	POWERCORD white
LEATHER oak	LEATHER black	LEATHER oak	LEATHER black
ELEM 5323	ELEM 5222	ELEM 5313	ELEM 5212

a:	9x	**END** connector with light-element
b:	5x	**Y** connector
i:	1x	**+** connector with powercord **L250**
e:	7x	**Austere**-Elements rods **L250**
f:	7x	**Austere**-Elements rods **L500**
–	14x	**Austere**-Elements straps **H93**

(driver + base/cover/canopy excl. see p.47)

Austere-Elements Configuration °6

350mA - **driver + base/cover/canopy required** see p.47
8 x LED array 6W **(LED incl.)** - 350mA - 8 x 634lm - 2700K - CRI >93
CEILING - CE IP50 eco

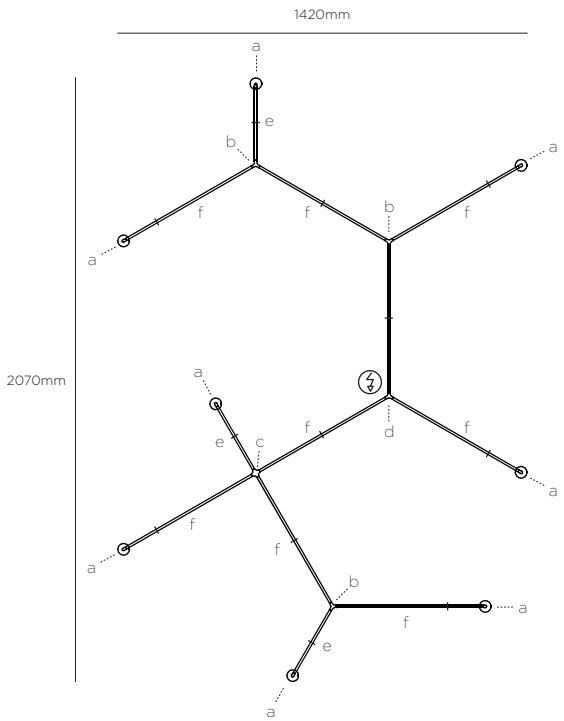

FRAME brass	FRAME black	FRAME brass	FRAME black
POWERCORD black	POWERCORD black	POWERCORD white	POWERCORD white
LEATHER oak	LEATHER black	LEATHER oak	LEATHER black
ELEM 6323	ELEM 6222	ELEM 6313	ELEM 6212

a:	8x	**END** connector with light-element
b:	3x	**Y** connector
c:	1x	**+** connector
d:	1x	**Y** connector with powercord **L250**
e:	3x	**Austere**-Elements rods **L250**
f:	9x	**Austere**-Elements rods **L500**
–	12x	**Austere**-Elements straps **H93**

(driver + base/cover/canopy excl. see p.47)

Austere-Elements Configuration °7

350mA - **driver + base/cover/canopy required** see p.47
7 x LED array 6W **(LED incl.)** - 350mA - 7 x 634lm - 2700K - CRI >93
CEILING - CE IP50 eco

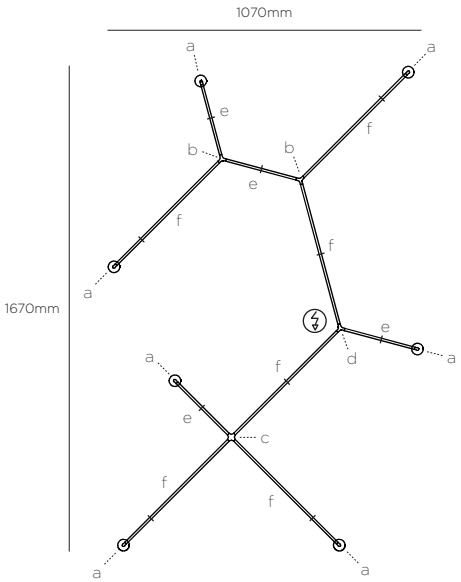

FRAME brass	POWERCORD black	LEATHER oak	FRAME black	POWERCORD black	LEATHER black	FRAME brass	POWERCORD white	LEATHER oak	FRAME black	POWERCORD white	LEATHER black
●	●	●	●	●	●	●	○	●	●	○	●
ELEM 7323			ELEM 7222			ELEM 7313			ELEM 7212		

a:	7x	**END** connector with light-element
b:	2x	**Y** connector
c:	1x	**+** connector
d:	1x	**Y** connector with powercord **L250**
e:	4x	**Austere**-Elements rods **L250**
f:	6x	**Austere**-Elements rods **L500**
–	10x	**Austere**-Elements straps **H93**

(driver + base/cover/canopy excl. see p.47)

Austere-Elements Configuration °8

350mA - **driver + base/cover/canopy required** see p.47
9 x LED array 6W **(LED incl.)** - 350mA - 9 x 634lm - 2700K - CRI >93
CEILING - CE IP50 eco

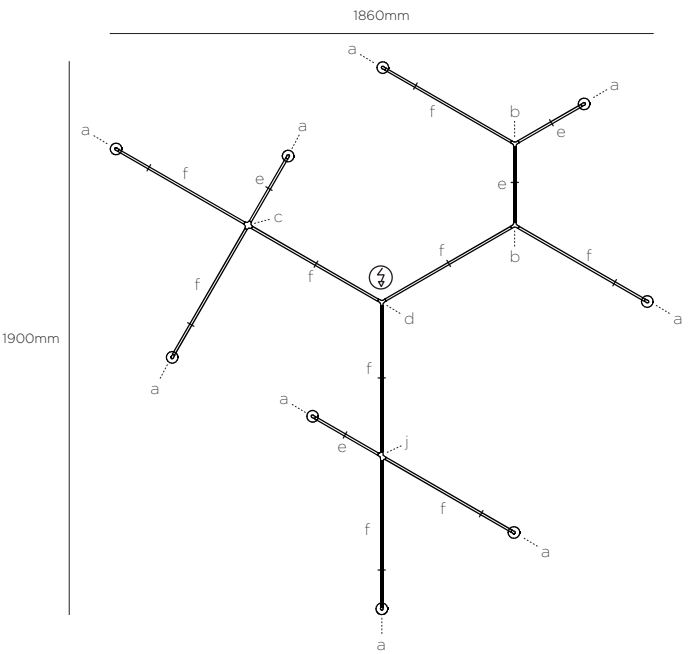

FRAME brass	POWERCORD black	LEATHER oak	FRAME black	POWERCORD black	LEATHER black	FRAME brass	POWERCORD white	LEATHER oak	FRAME black	POWERCORD white	LEATHER black
●	●	●	●	●	●	●	○	●	●	○	●
ELEM 8323			ELEM 8222			ELEM 8313			ELEM 8212		

a:	9x	**END** connector with light-element
b:	2x	**Y** connector
c:	1x	**+** connector
j:	1x	**X** connector
d:	1x	**Y** connector with powercord **L250**
e:	4x	**Austere**-Elements rods **L250**
f:	9x	**Austere**-Elements rods **L500**
–	13x	**Austere**-Elements straps **H93**

(driver + base/cover/canopy excl. see p.47)



Austere-Elements Rods

LENGTH	FRAME brass	FRAME black
L 250	HEL**R** 2003	HEL**R** 2002
L 500	HEL**R** 5003	HEL**R** 5002
L 750	HEL**R** 7003	HEL**R** 7002

Austere-Elements Straps H93

FRAME brass / LEATHER oak	FRAME black / LEATHER oak	FRAME brass / LEATHER black	FRAME black / LEATHER black
HEL**S** 0933	HEL**S** 0923	HEL**S** 0932	HEL**S** 0922

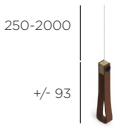

Austere-Elements Straps Steelcable

LENGTH	FRAME brass / LEATHER oak / STEELCABLE silver	FRAME black / LEATHER oak / STEELCABLE black	FRAME brass / LEATHER black / STEELCABLE silver	FRAME black / LEATHER black / STEELCABLE black
L 250	HEL**S** 0033	HEL**S** 0023	HEL**S** 0032	HEL**S** 0022
L 500	HEL**S** 0533	HEL**S** 0523	HEL**S** 0532	HEL**S** 0522
L 1000	HEL**S** 1033	HEL**S** 1023	HEL**S** 1032	HEL**S** 1022
L 2000	HEL**S** 2033	HEL**S** 2023	HEL**S** 2032	HEL**S** 2022

Austere-Elements connectors

	FRAME brass	FRAME black
END connector	HEL**E** 0003	HEL**E** 0002
- connector	HEL**-** 0003	HEL**-** 0002
+ connector	HEL**+** 0003	HEL**+** 0002
Y connector	HEL**Y** 0003	HEL**Y** 0002
T connector	HEL**T** 0003	HEL**T** 0002
X connector	HEL**X** 0003	HEL**X** 0002
90° connector	HEL**90** 0003	HEL**90** 0002
120° connector	HEL**120** 0003	HEL**120** 0002

Austere-Elements connectors with light-element

350mA - **driver + base/cover/canopy required** see p.47
1 x LED array 6W **(LED incl.)** - 350mA - 634lm - 2700K - CRI >93
CEILING - IP50 eco

	FRAME brass	FRAME black
END connector with light-element	HEL**E** L003	HEL**E** L002
- connector with light-element	HEL**-** L003	HEL**-** L002
+ connector with light-element	HEL**+** L003	HEL**+** L002
Y connector with light-element	HEL**Y** L003	HEL**Y** L002
T connector with light-element	HEL**T** L003	HEL**T** L002
X connector with light-element	HEL**X** L003	HEL**X** L002
90° connector with light-element	HEL**90** L003	HEL**90** L002
120° connector with light-element	HEL**120** L003	HEL**120** L002

Austere-Elements connectors with powercord

	POWERCORD LENGTH	FRAME brass POWERCORD black	FRAME black POWERCORD black	FRAME brass POWERCORD white	FRAME black POWERCORD white
END connector with powercord					
	L 250	HEC**E** 0023	HEC**E** 0022	HEC**E** 0013	HEC**E** 0012
	L 500	HEC**E** 0523	HEC**E** 0522	HEC**E** 0513	HEC**E** 0512
	L 1000	HEC**E** 0123	HEC**E** 0122	HEC**E** 0113	HEC**E** 0112
	L 2000	HEC**E** 0223	HEC**E** 0222	HEC**E** 0213	HEC**E** 0212
- connector with powercord					
	L 250	HEC**-** 0023	HEC**-** 0022	HEC**-** 0013	HEC**-** 0012
	L 500	HEC**-** 0523	HEC**-** 0522	HEC**-** 0513	HEC**-** 0512
	L 1000	HEC**-** 0123	HEC**-** 0122	HEC**-** 0113	HEC**-** 0112
	L 2000	HEC**-** 0223	HEC**-** 0222	HEC**-** 0213	HEC**-** 0212
+ connector with powercord					
	L 250	HEC**+** 0023	HEC**+** 0022	HEC**+** 0013	HEC**+** 0012
	L 500	HEC**+** 0523	HEC**+** 0522	HEC**+** 0513	HEC**+** 0512
	L 1000	HEC**+** 0123	HEC**+** 0122	HEC**+** 0113	HEC**+** 0112
	L 2000	HEC**+** 0223	HEC**+** 0222	HEC**+** 0213	HEC**+** 0212
Y connector with powercord					
	L 250	HEC**Y** 0023	HEC**Y** 0022	HEC**Y** 0013	HEC**Y** 0012
	L 500	HEC**Y** 0523	HEC**Y** 0522	HEC**Y** 0513	HEC**Y** 0512
	L 1000	HEC**Y** 0123	HEC**Y** 0122	HEC**Y** 0113	HEC**Y** 0112
	L 2000	HEC**Y** 0223	HEC**Y** 0222	HEC**Y** 0213	HEC**Y** 0212
T connector with powercord					
	L 250	HEC**T** 0023	HEC**T** 0022	HEC**T** 0013	HEC**T** 0012
	L 500	HEC**T** 0523	HEC**T** 0522	HEC**T** 0513	HEC**T** 0512
	L 1000	HEC**T** 0123	HEC**T** 0122	HEC**T** 0113	HEC**T** 0112
	L 2000	HEC**T** 0223	HEC**T** 0222	HEC**T** 0213	HEC**T** 0212
X connector with powercord					
	L 250	HEC**X** 0023	HEC**X** 0022	HEC**X** 0013	HEC**X** 0012
	L 500	HEC**X** 0523	HEC**X** 0522	HEC**X** 0513	HEC**X** 0512
	L 1000	HEC**X** 0123	HEC**X** 0122	HEC**X** 0113	HEC**X** 0112
	L 2000	HEC**X** 0223	HEC**X** 0222	HEC**X** 0213	HEC**X** 0212
90° connector with powercord					
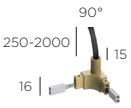	L 250	HEC**90** 0023	HEC**90** 0022	HEC**90** 0013	HEC**90** 0012
	L 500	HEC**90** 0523	HEC**90** 0522	HEC**90** 0513	HEC**90** 0512
	L 1000	HEC**90** 0123	HEC**90** 0122	HEC**90** 0113	HEC**90** 0112
	L 2000	HEC**90** 0223	HEC**90** 0222	HEC**90** 0213	HEC**90** 0212
120° connector with powercord					
	L 250	HEC**120** 0023	HEC**120** 0022	HEC**120** 0013	HEC**120** 0012
	L 500	HEC**120** 0523	HEC**120** 0522	HEC**120** 0513	HEC**120** 0512
	L 1000	HEC**120** 0123	HEC**120** 0122	HEC**120** 0113	HEC**120** 0112
	L 2000	HEC**120** 0223	HEC**120** 0222	HEC**120** 0213	HEC**120** 0212

Austere-Elements connectors with light-element & powercord

350mA - **driver + base/cover/canopy required** see p.47
1 x LED array 6W **(LED incl.)** - 350mA - 634lm - 2700K - CRI >93
CEILING - CE IP50 eco

POWERCORD LENGTH	FRAME brass POWERCORD black	FRAME black POWERCORD black	FRAME brass POWERCORD white	FRAME black POWERCORD white
- connector with light-element & powercord				
L 250	HEC**-** L023	HEC**-** L022	HEC**-** L013	HEC**-** L012
L 500	HEC**-** L523	HEC**-** L522	HEC**-** L513	HEC**-** L512
L 1000	HEC**-** L123	HEC**-** L122	HEC**-** L113	HEC**-** L112
L 2000	HEC**-** L223	HEC**-** L222	HEC**-** L213	HEC**-** L212
+ connector with light-element & powercord				
L 250	HEC**+** L023	HEC**+** L022	HEC**+** L013	HEC**+** L012
L 500	HEC**+** L523	HEC**+** L522	HEC**+** L513	HEC**+** L512
L 1000	HEC**+** L123	HEC**+** L122	HEC**+** L113	HEC**+** L112
L 2000	HEC**+** L223	HEC**+** L222	HEC**+** L213	HEC**+** L212
Y connector with light-element & powercord				
L 250	HEC**Y** L023	HEC**Y** L022	HEC**Y** L013	HEC**Y** L012
L 500	HEC**Y** L523	HEC**Y** L522	HEC**Y** L513	HEC**Y** L512
L 1000	HEC**Y** L123	HEC**Y** L122	HEC**Y** L113	HEC**Y** L112
L 2000	HEC**Y** L223	HEC**Y** L222	HEC**Y** L213	HEC**Y** L212
T connector with light-element & powercord				
L 250	HEC**T** L023	HEC**T** L022	HEC**T** L013	HEC**T** L012
L 500	HEC**T** L523	HEC**T** L522	HEC**T** L513	HEC**T** L512
L 1000	HEC**T** L123	HEC**T** L122	HEC**T** L113	HEC**T** L112
L 2000	HEC**T** L223	HEC**T** L222	HEC**T** L213	HEC**T** L212
X connector with light-element & powercord				
L 250	HEC**X** L023	HEC**X** L022	HEC**X** L013	HEC**X** L012
L 500	HEC**X** L523	HEC**X** L522	HEC**X** L513	HEC**X** L512
L 1000	HEC**X** L123	HEC**X** L122	HEC**X** L113	HEC**X** L112
L 2000	HEC**X** L223	HEC**X** L222	HEC**X** L213	HEC**X** L212
90° connector with light-element & powercord				
L 250	HEC**90** L023	HEC**90** L022	HEC**90** L013	HEC**90** L012
L 500	HEC**90** L523	HEC**90** L522	HEC**90** L513	HEC**90** L512
L 1000	HEC**90** L123	HEC**90** L122	HEC**90** L113	HEC**90** L112
L 2000	HEC**90** L223	HEC**90** L222	HEC**90** L213	HEC**90** L212
120° connector with light-element & powercord				
L 250	HEC**120** L023	HEC**120** L022	HEC**120** L013	HEC**120** L012
L 500	HEC**120** L523	HEC**120** L522	HEC**120** L513	HEC**120** L512
L 1000	HEC**120** L123	HEC**120** L122	HEC**120** L113	HEC**120** L112
L 2000	HEC**120** L223	HEC**120** L222	HEC**120** L213	HEC**120** L212

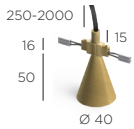

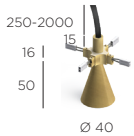

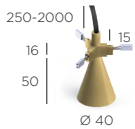

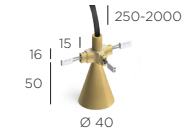

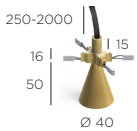

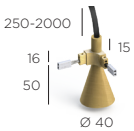

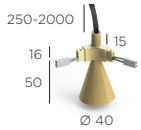

REQUIRED COVER/CANOPY for Austere-Elements with REMOTE MOUNTED DRIVER

cover C6

false ceiling
aperture : Ø45 - depth: min. 40mm

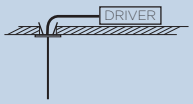

brass	21CO 0003
black	21CO 0002
white	21CO 0001

cover C6

concrete ceiling
aperture : Ø45 - depth: min. 40mm

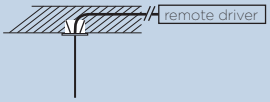

brass	21CO 0013
black	21CO 0012
white	21CO 0011

cover C9

false ceiling
aperture : Ø60 - depth: min. 40mm

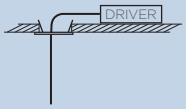

black	21CO 2000
white	21CO 1000

canopy B10

false/concrete ceiling

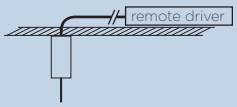

brass	21CP 3003
black	21CP 2002
white	21CP 1001

canopy B45

false/concrete ceiling

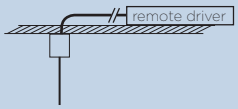

black	21CP 5000
white	21CP 4000

REQUIRED REMOTE MOUNTED DRIVER for Austere-Elements

DEVICE	DIM.	DRIVER
2-7 x	NO **(non-dimmable)**	N 50W•
3-12 x	NO **(non-dimmable)**	N 80W•
3-12 x	PU **(PUSH-DIM)** + 1-10 **(1-10V)**	D 80WP•
3-12 x	PU **(PUSH-DIM)** + DA **(DALI)**	D 80WD•

•driver only fits through cutout hole of fixture with C6 and C9, min. depth for driver in false ceiling: 280mm
For warranty use only Trizo21® supplied LED drivers as mentioned. For all specs and techs about drivers, see www.trizo21.com/drivers

REQUIRED BASE (DRIVER INCL.) for SURFACE MOUNTING Austere-Elements

base B20

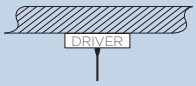

black	1-10 PU DA	BCDP 2402
white	1-10 PU DA	BCDP 2401
optional: **casambi**		D CAS

110V-230V - **driver included in base**
+ casambi possible
Min. 2 light-elements
Max. 6 light-elements

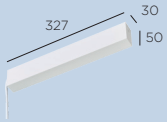

base B32

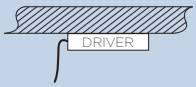

black	NO	BNDN 0822
white	NO	BNDN 0811

230V - **driver included in base**
Min. 3 light-elements
Max. 12 light-elements

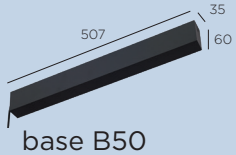

base B50

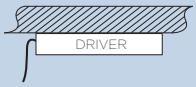

black	1-10 PU	BDPU 0822
white	1-10 PU	BDPU 0811
black	DA PU	BDDA 0822
white	DA PU	BDDA 0811
optional: **casambi**		D CAS

230V - **driver included in base**
+ casambi possible
Min. 3 light-elements
Max. 12 light-elements

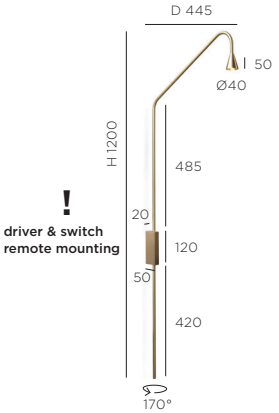

Austere-Wall built-in

350mA - **required remote mounted driver see below**
1 x LED array 6W **(LED incl.)** - 350mA - 634lm - 2700K - CRI >93
WALL - IP40 eco

FRAME brass	FRAME black	FRAME white	FRAME gunmetal	FRAME bronze	FRAME nickel
HVWB 1003	HVWB 1002	HVWB 1001	HVWB 1004	HVWB 1007	HVWB 1009

REQUIRED REMOTE MOUNTED DRIVER

DEVICE	DIM.	DRIVER
1 x	LC **(TRIAC/IGBT)**	D 6WT
2 x	LC **(TRIAC/IGBT)**	D 18WT
1-2 x	PU **(PUSH-DIM)** + 1-10 **(1-10V)**	D 15WP*
1-2 x	DA **(DALI)**	D 15WDA EU
1-2 x	DA **(DALI)**	D 15WDA US*
2-6 x	PU **(PUSH-DIM)** + DA **(DALI)** + 1-10 **(1-10V)**	D 40WDP*

For warranty use only Trizo21® supplied LED drivers as mentioned.
For all specs and techs about drivers, see www.trizo21.com/drivers

driver remote mounting: driver does not fit through cutout hole of fixture
***110V-230V**

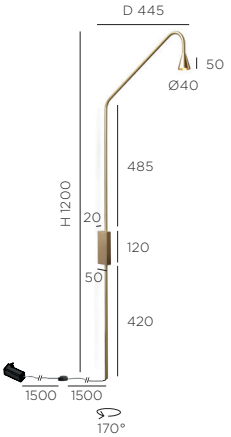

Austere-Wall plug

100V-240V - **plugdriver with** PU **(PUSH-DIM) button dimmer on cable**
1 x LED array 6W **(LED incl.)** - 350mA - 634lm - 2700K - CRI >93
WALL - IP40 eco

	DIM	FRAME brass	FRAME black	FRAME white	FRAME gunmetal	FRAME bronze	FRAME nickel
EU plug	PU	HVWA 1003	HVWA 1002	HVWA 1001			
EU plug	PU				HVWA 1004	HVWA 1007	HVWA 1009
UK plug	PU	HVWA 1003UK	HVWA 1002UK	HVWA 1001UK			
UK plug	PU				HVWA 1004UK	HVWA 1007UK	HVWA 1009UK
US plug	PU	HVWA 1003US	HVWA 1002US	HVWA 1001US			
US plug	PU				HVWA 1004US	HVWA 1007US	HVWA 1009US
AU plug	PU	HVWA 1003AU	HVWA 1002AU	HVWA 1001AU			
AU plug	PU				HVWA 1004AU	HVWA 1007AU	HVWA 1009AU

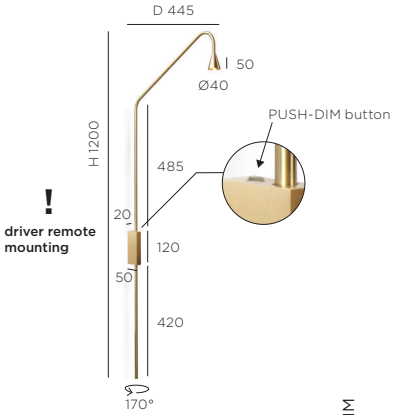

Austere-Wall push built-in

350mA - **required remote mounted driver see below** - PU **(PUSH-DIM) button on base**
1 x LED array 6W **(LED incl.)** - 350mA - 634lm - 2700K - CRI >93
WALL - CE IP40 eco

	DIM	FRAME brass	FRAME black	FRAME white	FRAME gunmetal	FRAME bronze	FRAME nickel
	PU	HVWT 1003	HVWT 1002	HVWT 1001			
	PU				HVWT 1004	HVWT 1007	HVWT 1009

REQUIRED REMOTE MOUNTED DRIVER

DEVICE	DIM.	DRIVER
1 x	PU **(PUSH-DIM)**	D 15WPLV*

For warranty use only Trizo21® supplied LED drivers as mentioned.
For all specs and techs about drivers, see www.trizo21.com/drivers

driver remote mounting: driver does not fit through cutout hole of fixture
***110V-230V**

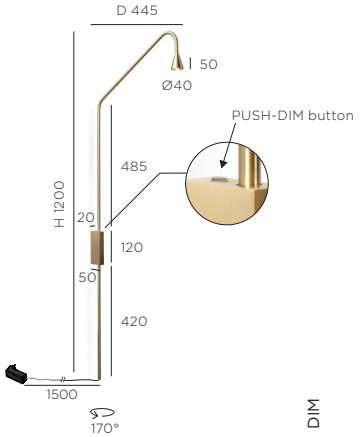

Austere-Wall push plug

100V-240V - **plugdriver** - PU **(PUSH-DIM) button on base**
1 x LED array 6W **(LED incl.)** - 350mA - 634lm - 2700K - CRI >93
WALL - CE IP40 eco

	DIM	FRAME brass	FRAME black	FRAME white	FRAME gunmetal	FRAME bronze	FRAME nickel
EU plug	PU	HVWT 1003EU	HVWT 1002EU	HVWT 1001EU			
EU plug	PU				HVWT 1004EU	HVWT 1007EU	HVWT 1009EU
UK plug	PU	HVWT 1003UK	HVWT 1002UK	HVWT 1001UK			
UK plug	PU				HVWT 1004UK	HVWT 1007UK	HVWT 1009UK
US plug	PU	HVWT 1003US	HVWT 1002US	HVWT 1001US			
US plug	PU				HVWT 1004US	HVWT 1007US	HVWT 1009US
AU plug	PU	HVWT 1003AU	HVWT 1002AU	HVWT 1001AU			
AU plug	PU				HVWT 1004AU	HVWT 1007AU	HVWT 1009AU

DESIGN YOUR OWN AUSTERE-CHANDELIER - REMOTE MOUNTING

I. Choose the shape of the chandelier: Y or X

chandelier: Y



chandelier: X



II. Choose the levels of the chandelier: 1 level, 2 levels or 3 levels

level 1

level 2
level 1



level 3
level 2
level 1

III. Choose the arm length per level: 250 mm, 500 mm or 750 mm (Each arm on the same level has the same length)

arm **250 MM**



Y chandelier: 3 x 250 mm = **Ø 590 mm**
X chandelier: 4 x 250 mm = **L: 516 mm W: 316 mm**

arm **500 MM**



Y chandelier: 3 x 500 mm = **Ø 1090 mm**
X chandelier: 4 x 500 mm = **L: 949 mm W: 565 mm**

arm **750 MM**



Y chandelier: 3 x 750 mm = **Ø 1590 mm**
X chandelier: 4 x 750 mm = **L: 1382 mm W: 815 mm**

IV. Choose the colors and the vertical ROD: RS 16, RL 79, RF 75 or RF 100

rod short: **RS 16**



FRAME
POWERCORD

rod long: **RL 79**



FRAME
POWERCORD

rod fixed: **RF 75**

FRAME

*Total heigth depends on the chosen mounting option, see **NOTE** on product page.

Shorter vertical rod available on demand with additional cost.

rod fixed: **RF 100**

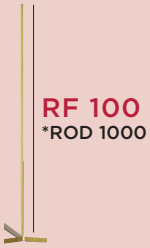

FRAME

*Total heigth depends on the chosen mounting option, see **NOTE** on product page.

Shorter vertical rod available on demand with additional cost.

V. Choose your cover or canopy for 'remote mounting' driver:

cover C6

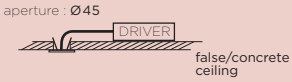

For false ceiling: **RS 16**, **RL 79**, **RF 75** & **RF 100**
For concrete ceiling: **RS 16** & **RL 79**

cover C8

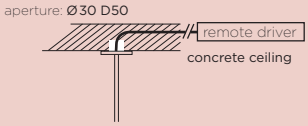

For **RF 75** & **RF 100**

canopy B10

For **RS 16**, **RL 79**, **RF 75** & **RF 100**

canopy B11

For **RS 16** & **RL 79**

VI. Choose your 'remote mounting' driver:

driver: non-dimmable

driver: 1-10V dimmable
driver: PUSH-DIM dimmable
driver: DALI dimmable

DESIGN YOUR OWN AUSTERE-CHANDELIER - SURFACE MOUNTING

I. Choose the shape of the chandelier: Y or X

chandelier: Y



chandelier: X



II. Choose the levels of the chandelier: 1 level, 2 levels or 3 levels

level 1

level 2
level 1



level 3
level 2
level 1

III. Choose the arm length per level: 250 mm, 500 mm or 750 mm (Each arm on the same level has the same length)

arm **250 MM**



Y chandelier: 3 x 250 mm = **Ø 590 mm**
X chandelier: 4 x 250 mm = **L: 516 mm W: 316 mm**

arm **500 MM**



Y chandelier: 3 x 500 mm = **Ø 1090 mm**
X chandelier: 4 x 500 mm = **L: 949 mm W: 565 mm**

arm **750 MM**



Y chandelier: 3 x 750 mm = **Ø 1590 mm**
X chandelier: 4 x 750 mm = **L: 1382 mm W: 815 mm**

IV. Choose the colors and the vertical ROD: RS 16 or RL 79

rod short: **RS 16**



FRAME
POWERCORD

rod long: **RL 79**



FRAME
POWERCORD

V. Choose your base (driver incl.) for 'surface mounting':

base B20

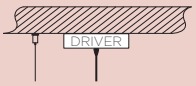

dimmable driver incl. in base
(1-10V / PUSH-DIM / DALI)
+ casambi possible
Only for 1Y, 2Y, 1X
Max. 6 light-elements

base B21

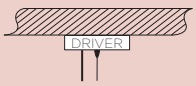

dimmable driver incl. in base
(1-10V / PUSH-DIM / DALI)
+ casambi possible
Only for 1Y, 2Y, 1X
Max. 6 light-elements

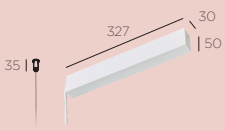

base B32

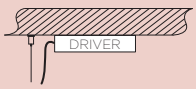

non-dimmable driver incl. in base

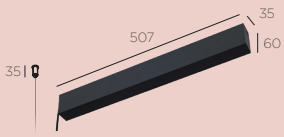

base B50

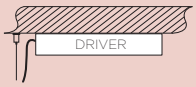

dimmable driver incl. in base
(1-10V / PUSH-DIM / DALI)
+ casambi possible

REMOTE MOUNTED DRIVER

Austere-Chandelier 1Y RF 75/ RF 100

Shorter RF ROD available on demand.
350mA - **required remote mounted driver + required cover/canopy see below**
3 x LED array 6W **(LED incl.)** - 350mA - 3 x 634lm - 2700K - CRI >93
Each arm on the same level has the same length: 3 x **250 mm** = **Ø 590 mm** / 3 x **500 mm** = **Ø 1090 mm** / 3 x **750 mm** = **Ø 1590 mm**.
SUSPENSION - CE IP50 eco

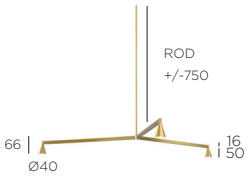

1Y RF 75

LENGTH / LEVEL	FRAME brass	FRAME black
3x 250mm	1Y RF7 2023	1Y RF7 2022
3x 500mm	1Y RF7 5023	1Y RF7 5022
3x 750mm	1Y RF7 7023	1Y RF7 7022

gunmetal, **bronze** and **nickel** on demand

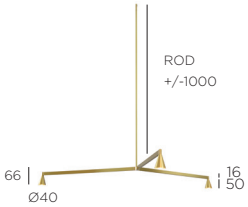

1Y RF 100

3x 250mm	1Y RF10 2023	1Y RF10 2022
3x 500mm	1Y RF10 5023	1Y RF10 5022
3x 750mm	1Y RF10 7023	1Y RF10 7022

gunmetal, **bronze** and **nickel** on demand

REQUIRED COVER/CANOPY for **Austere**-Chandelier 1Y RF 75 / RF 100 with **REMOTE MOUNTED DRIVER**

cover C6

false ceiling
aperture : **Ø45** - depth: min. **60mm**

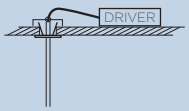

brass	21CO 3300
black	21CO 2200
white	21CO 1100

NOTE: If the thickness of the false ceiling is 15mm, the total length of the chandelier:
RF 75 with cover C6 will be **778mm**
RF 100 with cover C6 will be **1028mm**

cover C8

concrete ceiling
aperture : **Ø30 D50**

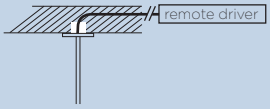

brass	21CO 8003
black	21CO 8002
white	21CO 8001

NOTE: the total length of the chandelier:
RF 75 with cover C8 will be **806mm**
RF 100 with cover C8 will be **1056mm**

canopy B10

false/concrete ceiling

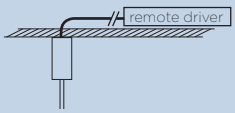

brass	21CP 3333
black	21CP 2222
white	21CP 1111

NOTE: the total length of the chandelier:
RF 75 with canopy B10 will be **906mm**
RF 100 with canopy B10 will be **1156mm**

REQUIRED REMOTE MOUNTED DRIVER for **Austere**-Chandelier 1Y RF 75 / RF 100

DEVICE	DIM.	DRIVER
1 x	NO **(non-dimmable)**	N 50W•
1 x	PU **(PUSH-DIM)** + 1-10 **(1-10V)**	D 80WP•
1 x	PU **(PUSH-DIM)** + DA **(DALI)**	D 80WD•

•driver only fits through cutout hole of fixture with C6, min. depth for driver in false ceiling: 280mm
For warranty use only Trizo21® supplied LED drivers as mentioned. For all specs and techs about drivers, see www.trizo21.com/drivers

REMOTE MOUNTED DRIVER

Austere-Chandelier 1Y RS 16 / RL 79

350mA - **required remote mounted driver + required cover/canopy see below**
3 x LED array 6W **(LED incl.)** - 350mA - 3 x 634lm - 2700K - CRI >93
Each arm on the same level has the same length: 3 x **250 mm** = **Ø 590 mm** / 3 x **500 mm** = **Ø 1090 mm** / 3 x **750 mm** = **Ø 1590 mm**.
SUSPENSION - CE IP50 eco

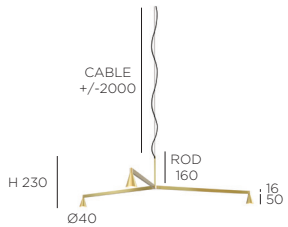

1Y RS 16

LENGTH / LEVEL	FRAME brass, POWERCORD black, STEELCABLE black	FRAME black, POWERCORD black, STEELCABLE black	FRAME brass, POWERCORD white, STEELCABLE silver
3x 250mm	1Y RS 2023	1Y RS 2022	1Y RS 2013
3x 500mm	1Y RS 5023	1Y RS 5022	1Y RS 5013
3x 750mm	1Y RS 7023	1Y RS 7022	1Y RS 7013

gunmetal, bronze and nickel on demand

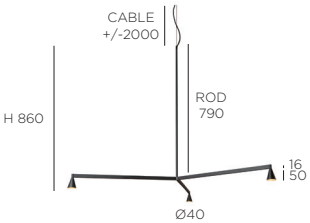

1Y RL 79

3x 250mm	1Y RL 2023	1Y RL 2022	1Y RL 2013
3x 500mm	1Y RL 5023	1Y RL 5022	1Y RL 5013
3x 750mm	1Y RL 7023	1Y RL 7022	1Y RL 7013

gunmetal, bronze and nickel on demand

REQUIRED COVER/CANOPY for Austere-Chandelier 1Y RS 16 / RL 79 with REMOTE MOUNTED DRIVER

cover C6

false ceiling
aperture : **Ø45** - depth: min. **40mm**

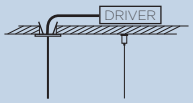

brass	21CO 0003
black	21CO 0002
white	21CO 0001

cover C6

concrete ceiling
aperture : **Ø45** - depth: min. **40mm**

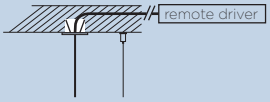

brass	21CO 0013
black	21CO 0012
white	21CO 0011

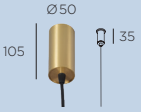

canopy B10

false/concrete ceiling

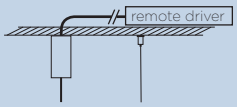

brass	21CP 3003
black	21CP 2002
white	21CP 1001

canopy B11

false/concrete ceiling

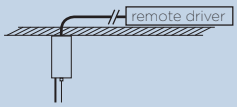

brass	21CP 3033
black	21CP 2022
white	21CP 1011

REQUIRED REMOTE MOUNTED DRIVER for Austere-Chandelier 1Y RS 16 / RL 79

DEVICE	DIM.	DRIVER
1 x	NO **(non-dimmable)**	N 50W•
1 x	PU **(PUSH-DIM)** + 1-10 **(1-10V)**	D 80WP•
1 x	PU **(PUSH-DIM)** + DA **(DALI)**	D 80WD•

•driver only fits through cutout hole of fixture with C6, min. depth for driver in false ceiling: 280mm
For warranty use only Trizo21® supplied LED drivers as mentioned. For all specs and techs about drivers, see www.trizo21.com/drivers

SURFACE MOUNTED DRIVER

Austere-Chandelier 1Y RS 16 / RL 79

350mA - **required base (driver incl.) see below**
3 x LED array 6W **(LED incl.)** - 350mA - 3 x 634lm - 2700K - CRI >93
Each arm on the same level has the same length: 3 x **250 mm** = **Ø 590 mm** / 3 x **500 mm** = **Ø 1090 mm** / 3 x **750 mm** = **Ø 1590 mm**.
SUSPENSION - CE IP50 eco

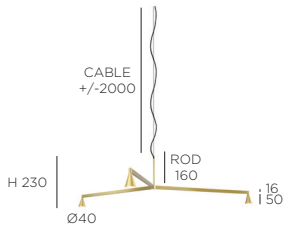

1Y RS 16

LENGTH / LEVEL	FRAME brass, POWERCORD black, STEELCABLE black	FRAME black, POWERCORD black, STEELCABLE black	FRAME brass, POWERCORD white, STEELCABLE silver
3x 250mm	1Y RS 2023	1Y RS 2022	1Y RS 2013
3x 500mm	1Y RS 5023	1Y RS 5022	1Y RS 5013
3x 750mm	1Y RS 7023	1Y RS 7022	1Y RS 7013

gunmetal, bronze and nickel on demand

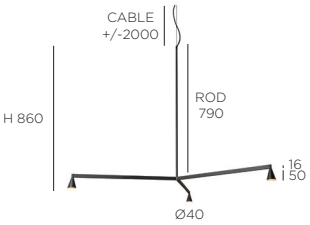

1Y RL 79

3x 250mm	1Y RL 2023	1Y RL 2022	1Y RL 2013
3x 500mm	1Y RL 5023	1Y RL 5022	1Y RL 5013
3x 750mm	1Y RL 7023	1Y RL 7022	1Y RL 7013

gunmetal, bronze and nickel on demand

REQUIRED BASE (DRIVER INCL.) for Austere-Chandelier 1Y RS 16 / RL 79

base B20

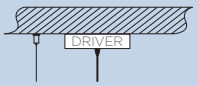

black	1-10 PU DA	BCDP 2402	110V-230V - **driver included in base**
white	1-10 PU DA	BCDP 2401	+ casambi possible
optional: **casambi**		D CAS	

base B21

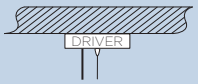

black	1-10 PU DA	BCDP 2422	110V-230V - **driver included in base**
white	1-10 PU DA	BCDP 2411	+ casambi possible
optional: **casambi**		D CAS	



base B32

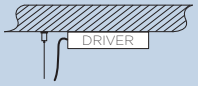

black	NO	BNDN 0822	230V - **driver included in base**
white	NO	BNDN 0811	

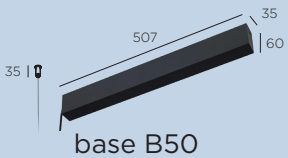

base B50

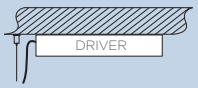

black	1-10 PU	BDPU 0822	230V - **driver included in base**
white	1-10 PU	BDPU 0811	+ casambi possible
black	DA PU	BDDA 0822	
white	DA PU	BDDA 0811	
optional: **casambi**		D CAS	

REMOTE MOUNTED DRIVER

Austere-Chandelier 2Y RF 75 / RF 100

Shorter RF ROD available on demand.
350mA - **required remote mounted driver + required cover/canopy see below**
6 x LED array 6W **(LED incl.)** - 350mA - 6 x 634lm - 2700K - CRI >93
Each arm on the same level has the same length: 3 x **250 mm** = **Ø 590 mm** / 3 x **500 mm** = **Ø 1090 mm** / 3 x **750 mm** = **Ø 1590 mm**.
SUSPENSION - CE IP50 eco

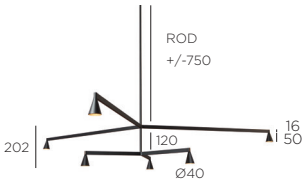

2Y RF 75

LENGTH / LEVEL		LENGTH / LEVEL	FRAME brass	FRAME black
3x 250mm	&	3x 250mm	2Y RF7 2223	2Y RF7 2222
3x 250mm	&	3x 500mm	2Y RF7 2523	2Y RF7 2522
3x 500mm	&	3x 500mm	2Y RF7 5523	2Y RF7 5522
3x 500mm	&	3x 750mm	2Y RF7 5723	2Y RF7 5722
3x 750mm	&	3x 750mm	2Y RF7 7723	2Y RF7 7722

gunmetal, bronze and nickel on demand

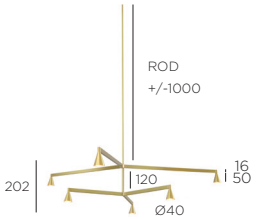

2Y RF 100

3x 250mm	&	3x 250mm	2Y RF10 2223	2Y RF10 2222
3x 250mm	&	3x 500mm	2Y RF10 2523	2Y RF10 2522
3x 500mm	&	3x 500mm	2Y RF10 5523	2Y RF10 5522
3x 500mm	&	3x 750mm	2Y RF10 5723	2Y RF10 5722
3x 750mm	&	3x 750mm	2Y RF10 7723	2Y RF10 7722

gunmetal, bronze and nickel on demand

REQUIRED COVER/CANOPY for **Austere**-Chandelier 2Y RF 75 / RF 100 with **REMOTE MOUNTED DRIVER**

cover C6

false ceiling
aperture : **Ø45** - depth: min. **60mm**

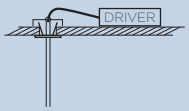

brass	21CO 3300
black	21CO 2200
white	21CO 1100

NOTE: If the thickness of the false ceiling is 15mm, the total length of the chandelier:
RF 75 with cover C6 will be **914mm**
RF 100 with cover C6 will be **1164mm**

cover C8

concrete ceiling
aperture : **Ø30 D50**

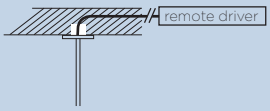

brass	21CO 8003
black	21CO 8002
white	21CO 8001

NOTE: the total length of the chandelier:
RF 75 with cover C8 will be **942mm**
RF 100 with cover C8 will be **1192mm**

canopy B10

false/concrete ceiling

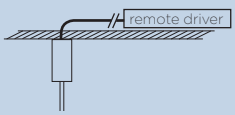

brass	21CP 3333
black	21CP 2222
white	21CP 1111

NOTE: the total length of the chandelier:
RF 75 with canopy B10 will be **1042mm**
RF 100 with canopy B10 will be **1292mm**

REQUIRED REMOTE MOUNTED DRIVER for **Austere**-Chandelier 2Y RF 75 / RF 100

DEVICE	DIM.	DRIVER
1 x	NO **(non-dimmable)**	N 80W•
1 x	PU **(PUSH-DIM)** + 1-10 **(1-10V)**	D 80WP•
1 x	PU **(PUSH-DIM)** + DA **(DALI)**	D 80WD•

•driver only fits through cutout hole of fixture with C6, min. depth for driver in false ceiling: 280mm
For warranty use only Trizo21® supplied LED drivers as mentioned. For all specs and techs about drivers, see www.trizo21.com/drivers

REMOTE MOUNTED DRIVER

Austere-Chandelier 2Y RS 16 / RL 79

350mA - **required remote mounted driver + required cover/canopy see below**
6 x LED array 6W **(LED incl.)** - 350mA - 6 x 634lm - 2700K - CRI >93
Each arm on the same level has the same length: 3 x **250 mm** = **Ø 590 mm** / 3 x **500 mm** = **Ø 1090 mm** / 3 x **750 mm** = **Ø 1590 mm**.
SUSPENSION - CE IP50 eco

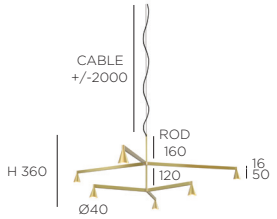

2Y RS 16

LENGTH / LEVEL		LENGTH / LEVEL	FRAME brass / POWERCORD black / STEELCABLE black	FRAME black / POWERCORD black / STEELCABLE black	FRAME brass / POWERCORD white / STEELCABLE silver
3x 250mm	&	3x 250mm	2Y RS 2223	2Y RS 2222	2Y RS 2213
3x 250mm	&	3x 500mm	2Y RS 2523	2Y RS 2522	2Y RS 2513
3x 500mm	&	3x 500mm	2Y RS 5523	2Y RS 5522	2Y RS 5513
3x 500mm	&	3x 750mm	2Y RS 5723	2Y RS 5722	2Y RS 5713
3x 750mm	&	3x 750mm	2Y RS 7723	2Y RS 7722	2Y RS 7713

gunmetal, bronze and nickel on demand

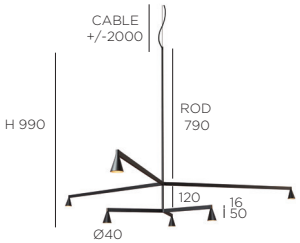

2Y RL 79

3x 250mm	&	3x 250mm	2Y RL 2223	2Y RL 2222	2Y RL 2213
3x 250mm	&	3x 500mm	2Y RL 2523	2Y RL 2522	2Y RL 2513
3x 500mm	&	3x 500mm	2Y RL 5523	2Y RL 5522	2Y RL 5513
3x 500mm	&	3x 750mm	2Y RL 5723	2Y RL 5722	2Y RL 5713
3x 750mm	&	3x 750mm	2Y RL 7723	2Y RL 7722	2Y RL 7713

gunmetal, bronze and nickel on demand

REQUIRED COVER/CANOPY for Austere-Chandelier 2Y RS 16 / RL 79 with REMOTE MOUNTED DRIVER

cover C6

false ceiling
aperture : Ø45 - depth: min. 40mm

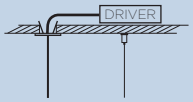

brass	21CO 0003
black	21CO 0002
white	21CO 0001

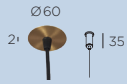

cover C6

concrete ceiling
aperture : Ø45 - depth: min. 40mm

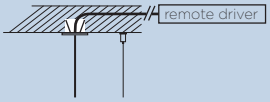

brass	21CO 0013
black	21CO 0012
white	21CO 0011

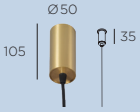

canopy B10

false/concrete ceiling

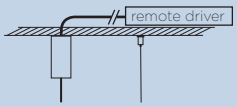

brass	21CP 3003
black	21CP 2002
white	21CP 1001

canopy B11

false/concrete ceiling

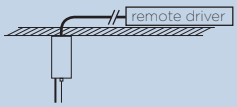

brass	21CP 3033
black	21CP 2022
white	21CP 1011

REQUIRED REMOTE MOUNTED DRIVER for Austere-Chandelier 2Y RS 16 / RL 79

DEVICE	DIM.	DRIVER
1 x	NO **(non-dimmable)**	N 80W•
1 x	PU **(PUSH-DIM)** + 1-10 **(1-10V)**	D 80WP•
1 x	PU **(PUSH-DIM)** + DA **(DALI)**	D 80WD•

•driver only fits through cutout hole of fixture with C6, min. depth for driver in false ceiling: 280mm
For warranty use only Trizo21® supplied LED drivers as mentioned. For all specs and techs about drivers, see www.trizo21.com/drivers

SURFACE MOUNTED DRIVER

Austere-Chandelier 2Y RS 16 / RL 79

350mA - **required base (driver incl.) see below**
6 x LED array 6W **(LED incl.)** - 350mA - 6 x 634lm - 2700K - CRI >93
Each arm on the same level has the same length: 3 x **250 mm** = Ø 590 mm / 3 x **500 mm** = Ø 1090 mm / 3 x **750 mm** = Ø 1590 mm.
SUSPENSION - CE IP50 eco

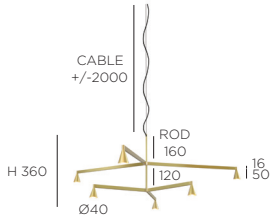

2Y RS 16

LENGTH / LEVEL		LENGTH / LEVEL	FRAME brass POWERCORD black STEELCABLE black	FRAME black POWERCORD black STEELCABLE black	FRAME brass POWERCORD white STEELCABLE silver
3x 250mm	&	3x 250mm	2Y RS 2223	2Y RS 2222	2Y RS 2213
3x 250mm	&	3x 500mm	2Y RS 2523	2Y RS 2522	2Y RS 2513
3x 500mm	&	3x 500mm	2Y RS 5523	2Y RS 5522	2Y RS 5513
3x 500mm	&	3x 750mm	2Y RS 5723	2Y RS 5722	2Y RS 5713
3x 750mm	&	3x 750mm	2Y RS 7723	2Y RS 7722	2Y RS 7713

gunmetal, bronze and nickel on demand

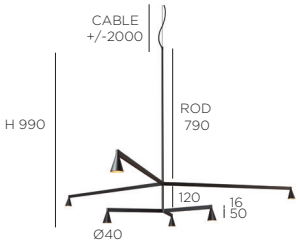

2Y RL 79

3x 250mm	&	3x 250mm	2Y RL 2223	2Y RL 2222	2Y RL 2213
3x 250mm	&	3x 500mm	2Y RL 2523	2Y RL 2522	2Y RL 2513
3x 500mm	&	3x 500mm	2Y RL 5523	2Y RL 5522	2Y RL 5513
3x 500mm	&	3x 750mm	2Y RL 5723	2Y RL 5722	2Y RL 5713
3x 750mm	&	3x 750mm	2Y RL 7723	2Y RL 7722	2Y RL 7713

gunmetal, bronze and nickel on demand

REQUIRED BASE (DRIVER INCL.) for Austere-Chandelier 2Y RS 16 / RL 79

base B20

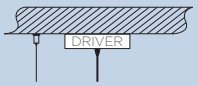

black	1-10 PU DA	BCDP 2402	110V-230V - **driver included in base**
white	1-10 PU DA	BCDP 2401	+ casambi possible
optional: **casambi**		D CAS	

base B21

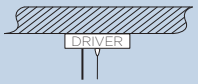

black	1-10 PU DA	BCDP 2422	110V-230V - **driver included in base**
white	1-10 PU DA	BCDP 2411	+ casambi possible
optional: **casambi**		D CAS	



base B32

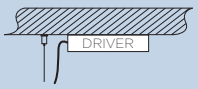

black	NO	BNDN 0822	230V - **driver included in base**
white	NO	BNDN 0811	

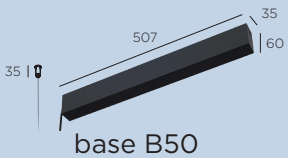

base B50

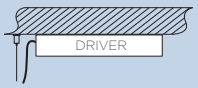

black	1-10 PU	BDPU 0822	230V - **driver included in base**
white	1-10 PU	BDPU 0811	+ casambi possible
black	DA PU	BDDA 0822	
white	DA PU	BDDA 0811	
optional: **casambi**		D CAS	

REMOTE MOUNTED DRIVER

Austere-Chandelier 3Y RF 75 / RF 100

Shorter RF ROD available on demand.
350mA - **required remote mounted driver + required cover/canopy see below**
9 x LED array 6W **(LED incl.)** - 350mA - 9 x 634lm - 2700K - CRI >93
Each arm on the same level has the same length: 3 x **250 mm** = **Ø 590 mm** / 3 x **500 mm** = **Ø 1090 mm** / 3 x **750 mm** = **Ø 1590 mm**.
SUSPENSION - CE IP50 eco

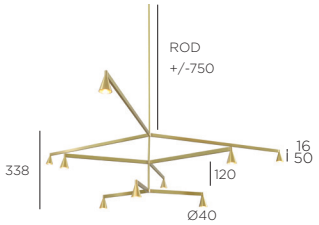

3Y RF 75

LENGTH / LEVEL		LENGTH / LEVEL		LENGTH / LEVEL	FRAME brass	FRAME black
3x 250mm	&	3x 250mm	&	3x 500mm	3Y RF7 22523	3Y RF7 22522
3x 250mm	&	3x 500mm	&	3x 500mm	3Y RF7 25523	3Y RF7 25522
3x 250mm	&	3x 500mm	&	3x 750mm	3Y RF7 25723	3Y RF7 25722
3x 500mm	&	3x 500mm	&	3x 750mm	3Y RF7 55723	3Y RF7 55722
3x 500mm	&	3x 750mm	&	3x 750mm	3Y RF7 57723	3Y RF7 57722

gunmetal, bronze and nickel on demand

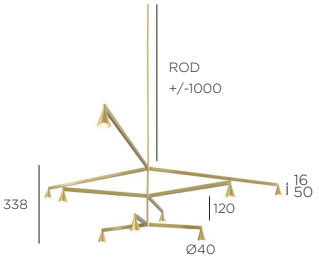

3Y RF 100

LENGTH / LEVEL		LENGTH / LEVEL		LENGTH / LEVEL	FRAME brass	FRAME black
3x 250mm	&	3x 250mm	&	3x 500mm	3Y RF10 22523	3Y RF10 22522
3x 250mm	&	3x 500mm	&	3x 500mm	3Y RF10 25523	3Y RF10 25522
3x 250mm	&	3x 500mm	&	3x 750mm	3Y RF10 25723	3Y RF10 25722
3x 500mm	&	3x 500mm	&	3x 750mm	3Y RF10 55723	3Y RF10 55722
3x 500mm	&	3x 750mm	&	3x 750mm	3Y RF10 57723	3Y RF10 57722

gunmetal, bronze and nickel on demand

REQUIRED COVER/CANOPY for **Austere**-Chandelier 3Y RF 75 / RF 100 with **REMOTE MOUNTED DRIVER**

cover C6

false ceiling
aperture : **Ø45** - depth: min. **60mm**

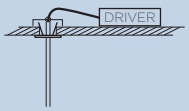

brass	21CO 3300
black	21CO 2200
white	21CO 1100

NOTE: If the thickness of the false ceiling is 15mm, the total length of the chandelier:
RF 75 with cover C6 will be **1050mm**
RF 100 with cover C6 will be **1300mm**

cover C8

concrete ceiling
aperture : **Ø30 D50**

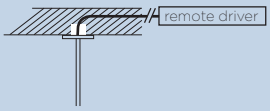

brass	21CO 8003
black	21CO 8002
white	21CO 8001

NOTE: the total length of the chandelier:
RF 75 with cover C8 will be **1078mm**
RF 100 with cover C8 will be **1328mm**

canopy B10

false/concrete ceiling

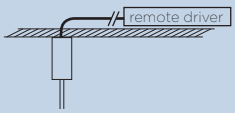

brass	21CP 3333
black	21CP 2222
white	21CP 1111

NOTE: the total length of the chandelier:
RF 75 with canopy B10 will be **1178mm**
RF 100 with canopy B10 will be **1428mm**

REQUIRED REMOTE MOUNTED DRIVER for **Austere**-Chandelier 3Y RF 75 / RF 100

DEVICE	DIM.	DRIVER
1 x	NO **(non-dimmable)**	N 80W•
1 x	PU **(PUSH-DIM)** + 1-10 **(1-10V)**	D 80WP•
1 x	PU **(PUSH-DIM)** + DA **(DALI)**	D 80WD•

•driver only fits through cutout hole of fixture with C6, min. depth for driver in false ceiling: 280mm
For warranty use only Trizo21® supplied LED drivers as mentioned. For all specs and techs about drivers, see www.trizo21.com/drivers

REMOTE MOUNTED DRIVER

Austere-Chandelier 3Y RS 16 / RL 79

350mA - **required remote mounted driver + required cover/canopy see below**
9 x LED array 6W **(LED incl.)** - 350mA - 9 x 634lm - 2700K - CRI >93
Each arm on the same level has the same length: 3 x **250 mm** = **Ø 590 mm** / 3 x **500 mm** = **Ø 1090 mm** / 3 x **750 mm** = **Ø 1590 mm**.
SUSPENSION - CE IP50 eco

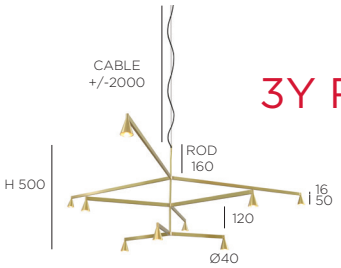

3Y RS 16

LENGTH / LEVEL		LENGTH / LEVEL		LENGTH / LEVEL	FRAME brass, POWERCORD black, STEELCABLE black	FRAME black, POWERCORD black, STEELCABLE black	FRAME brass, POWERCORD white, STEELCABLE silver
3x 250mm	&	3x 250mm	&	3x 500mm	3Y RS 22523	3Y RS 22522	3Y RS 22513
3x 250mm	&	3x 500mm	&	3x 500mm	3Y RS 25523	3Y RS 25522	3Y RS 25513
3x 250mm	&	3x 500mm	&	3x 750mm	3Y RS 25723	3Y RS 25722	3Y RS 25713
3x 500mm	&	3x 500mm	&	3x 750mm	3Y RS 55723	3Y RS 55722	3Y RS 55713
3x 500mm	&	3x 750mm	&	3x 750mm	3Y RS 57723	3Y RS 57722	3Y RS 57713

bronze and nickel on demand

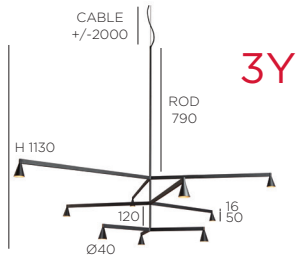

3Y RL 79

LENGTH / LEVEL		LENGTH / LEVEL		LENGTH / LEVEL	FRAME brass, POWERCORD black, STEELCABLE black	FRAME black, POWERCORD black, STEELCABLE black	FRAME brass, POWERCORD white, STEELCABLE silver
3x 250mm	&	3x 250mm	&	3x 500mm	3Y RL 22523	3Y RL 22522	3Y RL 22513
3x 250mm	&	3x 500mm	&	3x 500mm	3Y RL 25523	3Y RL 25522	3Y RL 25513
3x 250mm	&	3x 500mm	&	3x 750mm	3Y RL 25723	3Y RL 25722	3Y RL 25713
3x 500mm	&	3x 500mm	&	3x 750mm	3Y RL 55723	3Y RL 55722	3Y RL 55713
3x 500mm	&	3x 750mm	&	3x 750mm	3Y RL 57723	3Y RL 57722	3Y RL 57713

bronze and nickel on demand

REQUIRED COVER/CANOPY for Austere-Chandelier 3Y RS 16 / RL 79 with REMOTE MOUNTED DRIVER

cover C6

false ceiling
aperture : Ø45 - depth: min. 40mm

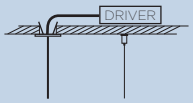

brass	21CO 0003
black	21CO 0002
white	21CO 0001

cover C6

concrete ceiling
aperture : Ø45 - depth: min. 40mm

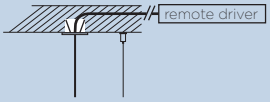

brass	21CO 0013
black	21CO 0012
white	21CO 0011

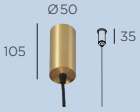

canopy B10

false/concrete ceiling

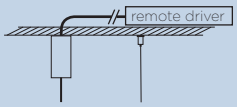

brass	21CP 3003
black	21CP 2002
white	21CP 1001

canopy B11

false/concrete ceiling

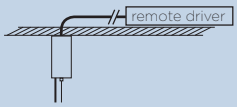

brass	21CP 3033
black	21CP 2022
white	21CP 1011

REQUIRED REMOTE MOUNTED DRIVER for Austere-Chandelier 3Y RS 16 / RL 79

DEVICE	DIM.	DRIVER
1 x	NO **(non-dimmable)**	N 80W•
1 x	PU **(PUSH-DIM)** + 1-10 **(1-10V)**	D 80WP•
1 x	PU **(PUSH-DIM)** + DA **(DALI)**	D 80WD•

•driver only fits through cutout hole of fixture with C6, min. depth for driver in false ceiling: 280mm
For warranty use only Trizo21® supplied LED drivers as mentioned. For all specs and techs about drivers, see www.trizo21.com/drivers

SURFACE MOUNTED DRIVER

Austere-Chandelier 3Y RS 16 / RL 79

350mA - **required base (driver incl.) see below**
9 x LED array 6W **(LED incl.)** - 350mA - 9 x 634lm - 2700K - CRI >93
Each arm on the same level has the same length: 3 x **250 mm** = Ø **590 mm** / 3 x **500 mm** = Ø **1090 mm** / 3 x **750 mm** = Ø **1590 mm**.
SUSPENSION - CE IP50 eco

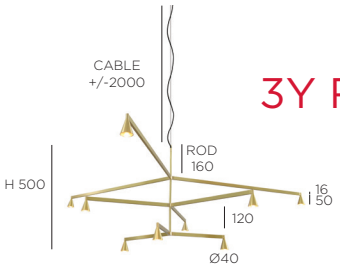

3Y RS 16

LENGTH / LEVEL		LENGTH / LEVEL		LENGTH / LEVEL	FRAME brass POWERCORD black STEELCABLE black	FRAME black POWERCORD black STEELCABLE black	FRAME brass POWERCORD white STEELCABLE silver
3x 250mm	&	3x 250mm	&	3x 500mm	3Y RS 22523	3Y RS 22522	3Y RS 22513
3x 250mm	&	3x 500mm	&	3x 500mm	3Y RS 25523	3Y RS 25522	3Y RS 25513
3x 250mm	&	3x 500mm	&	3x 750mm	3Y RS 25723	3Y RS 25722	3Y RS 25713
3x 500mm	&	3x 500mm	&	3x 750mm	3Y RS 55723	3Y RS 55722	3Y RS 55713
3x 500mm	&	3x 750mm	&	3x 750mm	3Y RS 57723	3Y RS 57722	3Y RS 57713

gunmetal, bronze and nickel on demand

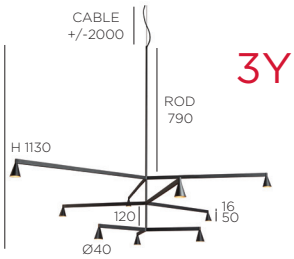

3Y RL 79

3x 250mm	&	3x 250mm	&	3x 500mm	3Y RL 22523	3Y RL 22522	3Y RL 22513
3x 250mm	&	3x 500mm	&	3x 500mm	3Y RL 25523	3Y RL 25522	3Y RL 25513
3x 250mm	&	3x 500mm	&	3x 750mm	3Y RL 25723	3Y RL 25722	3Y RL 25713
3x 500mm	&	3x 500mm	&	3x 750mm	3Y RL 55723	3Y RL 55722	3Y RL 55713
3x 500mm	&	3x 750mm	&	3x 750mm	3Y RL 57723	3Y RL 57722	3Y RL 57713

gunmetal, bronze and nickel on demand

REQUIRED BASE (DRIVER INCL.) for **Austere**-Chandelier 3Y RS 16 / RL 79

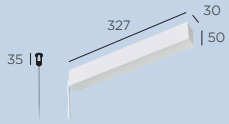

base B32

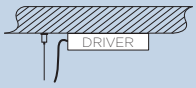

black	NO	BNDN 0822	230V - **driver included in base**
white	NO	BNDN 0811	

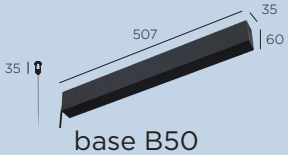

base B50

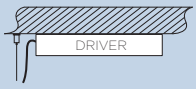

black	1-10 PU	BDPU 0822	230V - **driver included in base**
white	1-10 PU	BDPU 0811	+ casambi possible
black	DA PU	BDDA 0822	
white	DA PU	BDDA 0811	
optional: **casambi**		D CAS	

REMOTE MOUNTED DRIVER

Austere-Chandelier 1X RF 75 / RF 100

Shorter RF ROD available on demand.
350mA - **required remote mounted driver + required cover/canopy see below**
4 x LED array 6W **(LED incl.)** - 350mA - 4 x 634lm - 2700K - CRI >93
Each arm on the same level has the same length: 4 x **250 mm** = L 516 mm W 316 mm / 4 x **500 mm** = L 949 mm W 565 mm / 4 x **750 mm** = L 1382 mm W 815 mm.
SUSPENSION - CE IP50 eco

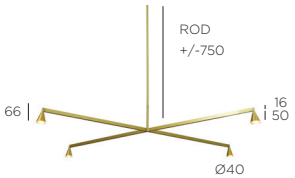

1X RF 75

LENGTH / LEVEL	FRAME brass	FRAME black
4x 250mm	1X RF7 2023	1X RF7 2022
4x 500mm	1X RF7 5023	1X RF7 5022
4x 750mm	1X RF7 7023	1X RF7 7022

gunmetal, bronze and nickel on demand

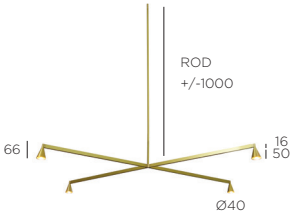

1X RF 100

4x 250mm	1X RF10 2023	1X RF10 2022
4x 500mm	1X RF10 5023	1X RF10 5022
4x 750mm	1X RF10 7023	1X RF10 7022

gunmetal, bronze and nickel on demand

REQUIRED COVER/CANOPY for **Austere**-Chandelier 1X RF 75 / RF 100 with **REMOTE MOUNTED DRIVER**

cover C6

false ceiling
aperture : **Ø45** - depth: min. **60mm**

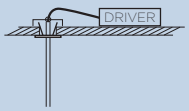

brass	21CO 3300
black	21CO 2200
white	21CO 1100

NOTE: If the thickness of the false ceiling is 15mm, the total length of the chandelier:
RF 75 with cover C6 will be **778mm**
RF 100 with cover C6 will be **1028mm**

cover C8

concrete ceiling
aperture : **Ø30 D50**

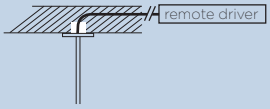

brass	21CO 8003
black	21CO 8002
white	21CO 8001

NOTE: the total length of the chandelier:
RF 75 with cover C8 will be **806mm**
RF 100 with cover C8 will be **1056mm**

canopy B10

false/concrete ceiling

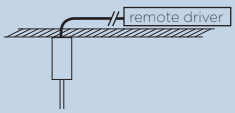

brass	21CP 3333
black	21CP 2222
white	21CP 1111

NOTE: the total length of the chandelier:
RF 75 with canopy B10 will be **906mm**
RF 100 with canopy B10 will be **1156mm**

REQUIRED REMOTE MOUNTED DRIVER for **Austere**-Chandelier 1X RF 75 / RF 100

DEVICE	DIM.	DRIVER
1 x	NO **(non-dimmable)**	N 50W•
1 x	PU **(PUSH-DIM)** + 1-10 **(1-10V)**	D 80WP•
1 x	PU **(PUSH-DIM)** + DA **(DALI)**	D 80WD•

•driver only fits through cutout hole of fixture with C6, min. depth for driver in false ceiling: 280mm
For warranty use only Trizo21® supplied LED drivers as mentioned. For all specs and techs about drivers, see www.trizo21.com/drivers

REMOTE MOUNTED DRIVER

Austere-Chandelier 1X RS 16 / RL 79

350mA - **required remote mounted driver + required cover/canopy see below**

4 x LED array 6W **(LED incl.)** - 350mA - 4 x 634lm - 2700K - CRI >93

Each arm on the same level has the same length: 4 x **250 mm** = L 516 mm W 316 mm / 4 x **500 mm** = L 949 mm W 565 mm / 4 x **750 mm** = L 1382 mm W 815 mm.

SUSPENSION - CE IP50 eco

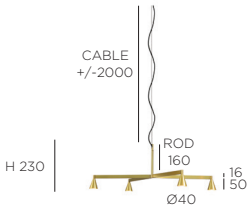

1X RS 16

LENGTH / LEVEL	FRAME brass / POWERCORD black / STEELCABLE black	FRAME black / POWERCORD black / STEELCABLE black	FRAME brass / POWERCORD white / STEELCABLE silver
4x 250mm	1X RS 2023	1X RS 2022	1X RS 2013
4x 500mm	1X RS 5023	1X RS 5022	1X RS 5013
4x 750mm	1X RS 7023	1X RS 7022	1X RS 7013

gunmetal, bronze and nickel on demand

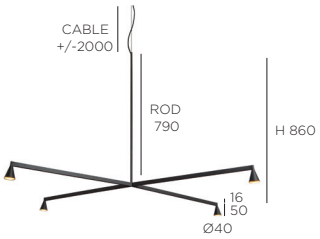

1X RL 79

4x 250mm	1X RL 2023	1X RL 2022	1X RL 2013
4x 500mm	1X RL 5023	1X RL 5022	1X RL 5013
4x 750mm	1X RL 7023	1X RL 7022	1X RL 7013

gunmetal, bronze and nickel on demand

REQUIRED COVER/CANOPY for Austere-Chandelier 1X RS 16 / RL 79 with REMOTE MOUNTED DRIVER



cover C6

false ceiling
aperture : **Ø45** - depth: min. **40mm**

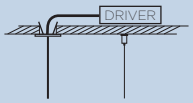

brass	21CO 0003
black	21CO 0002
white	21CO 0001

cover C6

concrete ceiling
aperture : **Ø45** - depth: min. **40mm**

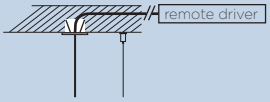

brass	21CO 0013
black	21CO 0012
white	21CO 0011

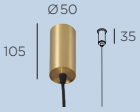

canopy B10

false/concrete ceiling

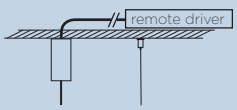

brass	21CP 3003
black	21CP 2002
white	21CP 1001

canopy B11

false/concrete ceiling

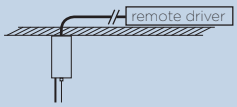

brass	21CP 3033
black	21CP 2022
white	21CP 1011

REQUIRED REMOTE MOUNTED DRIVER for Austere-Chandelier 1X RS 16 / RL 79

DEVICE	DIM.	DRIVER
1 x	NO **(non-dimmable)**	N 50W•
1 x	PU **(PUSH-DIM)** + 1-10 **(1-10V)**	D 80WP•
1 x	PU **(PUSH-DIM)** + DA **(DALI)**	D 80WD•

•driver only fits through cutout hole of fixture with C6, min. depth for driver in false ceiling: 280mm

For warranty use only Trizo21® supplied LED drivers as mentioned. For all specs and techs about drivers, see www.trizo21.com/drivers

SURFACE MOUNTED DRIVER

Austere-Chandelier 1X RS 16 / RL 79

350mA - **required base (driver incl.) see below**

4 x LED array 6W **(LED incl.)** - 350mA - 4 x 634lm - 2700K - CRI >93

Each arm on the same level has the same length: 4 x **250 mm** = L 516 mm W 316 mm / 4 x **500 mm** = L 949 mm W 565 mm / 4 x **750 mm** = L 1382 mm W 815 mm.

SUSPENSION - CE IP50 eco

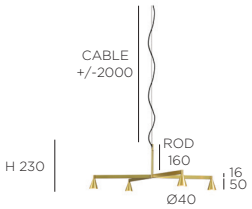

1X RS 16

LENGTH / LEVEL	FRAME brass, POWERCORD black, STEELCABLE black	FRAME black, POWERCORD black, STEELCABLE black	FRAME brass, POWERCORD white, STEELCABLE silver
4x 250mm	1X RS 2023	1X RS 2022	1X RS 2013
4x 500mm	1X RS 5023	1X RS 5022	1X RS 5013
4x 750mm	1X RS 7023	1X RS 7022	1X RS 7013

gunmetal, bronze and nickel on demand

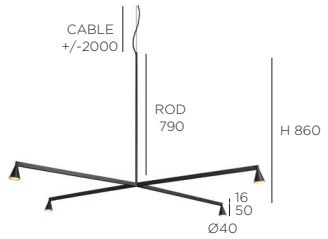

1X RL 79

4x 250mm	1X RL 2023	1X RL 2022	1X RL 2013
4x 500mm	1X RL 5023	1X RL 5022	1X RL 5013
4x 750mm	1X RL 7023	1X RL 7022	1X RL 7013

gunmetal, bronze and nickel on demand

REQUIRED BASE (DRIVER INCL.) for Austere-Chandelier 1X RS 16 / RL 79

base B20

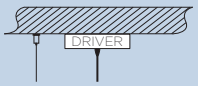

black	1-10 PU DA	BCDP 2402	110V-230V - **driver included in base**
white	1-10 PU DA	BCDP 2401	+ casambi possible
optional: **casambi**		D CAS	

base B21

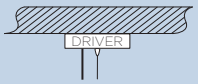

black	1-10 PU DA	BCDP 2422	110V-230V - **driver included in base**
white	1-10 PU DA	BCDP 2411	+ casambi possible
optional: **casambi**		D CAS	



base B32

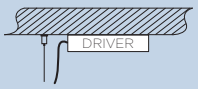

black	NO	BNDN 0822	230V - **driver included in base**
white	NO	BNDN 0811	

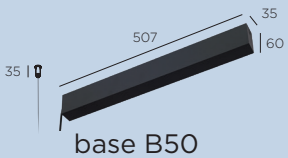

base B50

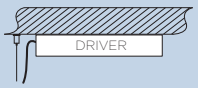

black	1-10 PU	BDPU 0822	230V - **driver included in base**
white	1-10 PU	BDPU 0811	+ casambi possible
black	DA PU	BDDA 0822	
white	DA PU	BDDA 0811	
optional: **casambi**		D CAS	

REMOTE MOUNTED DRIVER

Austere-Chandelier 2X RF 75 / RF 100

Shorter RF ROD available on demand.
350mA - **required remote mounted driver + required cover/canopy see below**
8 x LED array 6W **(LED incl.)** - 350mA - 8 x 634lm - 2700K - CRI >93
Each arm on the same level has the same length: 4 x **250 mm** = L 516 mm W 316 mm / 4 x **500 mm** = L 949 mm W 565 mm / 4 x **750 mm** = L 1382 mm W 815 mm.
SUSPENSION - CE IP50 eco

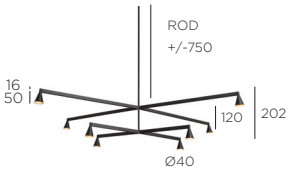

2X RF 75

LENGTH / LEVEL		LENGTH / LEVEL	FRAME brass	FRAME black
4x 250mm	&	4x 500mm	2X RF7 2523	2X RF7 2522
4x 500mm	&	4x 750mm	2X RF7 5723	2X RF7 5722

gunmetal, bronze and nickel on demand

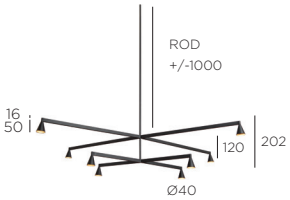

2X RF 100

4x 250mm	&	4x 500mm	2X RF10 2523	2X RF10 2522
4x 500mm	&	4x 750mm	2X RF10 5723	2X RF10 5722

gunmetal, bronze and nickel on demand

REQUIRED COVER/CANOPY for Austere-Chandelier 2X RF 75 / RF 100 with REMOTE MOUNTED DRIVER

cover C6

false ceiling
aperture : Ø45 - depth: min. 60mm

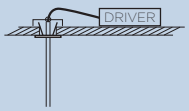

brass	21CO 3300
black	21CO 2200
white	21CO 1100

NOTE: If the thickness of the false ceiling is 15mm, the total length of the chandelier:
RF 75 with cover C6 will be **914mm**
RF 100 with cover C6 will be **1164mm**

cover C8

concrete ceiling
aperture : Ø30 D50

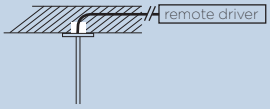

brass	21CO 8003
black	21CO 8002
white	21CO 8001

NOTE: the total length of the chandelier:
RF 75 with cover C8 will be **942mm**
RF 100 with cover C8 will be **1192mm**

canopy B10

false/concrete ceiling

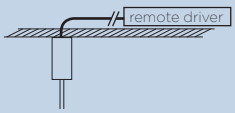

brass	21CP 3333
black	21CP 2222
white	21CP 1111

NOTE: the total length of the chandelier:
RF 75 with canopy B10 will be **1042mm**
RF 100 with canopy B10 will be **1292mm**

REQUIRED REMOTE MOUNTED DRIVER for Austere-Chandelier 2X RF 75 / RF 100

DEVICE	DIM.	DRIVER
1 x	NO **(non-dimmable)**	N 80W•
1 x	PU **(PUSH-DIM)** + 1-10 **(1-10V)**	D 80WP•
1 x	PU **(PUSH-DIM)** + DA **(DALI)**	D 80WD•

•driver only fits through cutout hole of fixture with C6, min. depth for driver in false ceiling: 280mm
For warranty use only Trizo21® supplied LED drivers as mentioned. For all specs and techs about drivers, see www.trizo21.com/drivers

REMOTE MOUNTED DRIVER

Austere-Chandelier 2X RS 16 / RL 79

350mA - **required remote mounted driver + required cover/canopy see below**
8 x LED array 6W **(LED incl.)** - 350mA - 8 x 634lm - 2700K - CRI >93
Each arm on the same level has the same length: 4 x **250 mm** = L 516 mm W 316 mm / 4 x **500 mm** = L 949 mm W 565 mm / 4 x **750 mm** = L 1382 mm W 815 mm.
SUSPENSION - CE IP50 eco

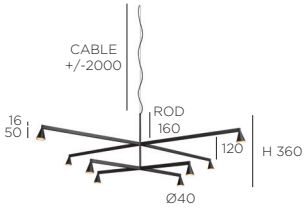

2X RS 16

LENGTH / LEVEL		LENGTH / LEVEL	FRAME brass / POWERCORD black / STEELCABLE black	FRAME black / POWERCORD black / STEELCABLE black	FRAME brass / POWERCORD white / STEELCABLE silver
4x 250mm	&	4x 500mm	2X RS 2523	2X RS 2522	2X RS 2513
4x 500mm	&	4x 750mm	2X RS 5723	2X RS 5722	2X RS 5713

gunmetal, bronze and nickel on demand

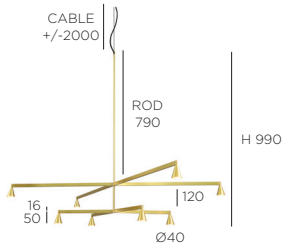

2X RL 79

4x 250mm	&	4x 500mm	2X RL 2523	2X RL 2522	2X RL 2513
4x 500mm	&	4x 750mm	2X RL 5723	2X RL 5722	2X RL 5713

gunmetal, bronze and nickel on demand

REQUIRED COVER/CANOPY for **Austere**-Chandelier 2X RS 16 / RL 79 with **REMOTE MOUNTED DRIVER**

cover C6

false ceiling
aperture : **Ø45** - depth: min. **40mm**

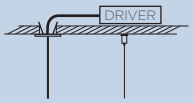

brass	21CO 0003
black	21CO 0002
white	21CO 0001



cover C6

concrete ceiling
aperture : **Ø45** - depth: min. **40mm**

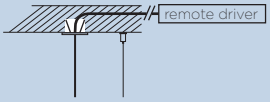

brass	21CO 0013
black	21CO 0012
white	21CO 0011

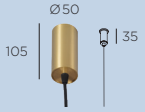

canopy B10

false/concrete ceiling

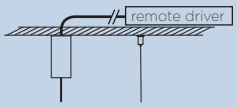

brass	21CP 3003
black	21CP 2002
white	21CP 1001

canopy B11

false/concrete ceiling

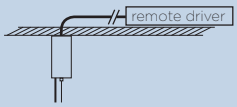

brass	21CP 3033
black	21CP 2022
white	21CP 1011

REQUIRED REMOTE MOUNTED DRIVER for **Austere**-Chandelier 2X RS 16 / RL 79

DEVICE	DIM.	DRIVER
1 x	NO **(non-dimmable)**	N 80W•
1 x	PU **(PUSH-DIM)** + 1-10 **(1-10V)**	D 80WP•
1 x	PU **(PUSH-DIM)** + DA **(DALI)**	D 80WD•

•driver only fits through cutout hole of fixture with C6, min. depth for driver in false ceiling: 280mm
For warranty use only Trizo21® supplied LED drivers as mentioned. For all specs and techs about drivers, see www.trizo21.com/drivers

SURFACE MOUNTED DRIVER

Austere-Chandelier 2X RS 16 / RL 79

350mA - **required base (driver incl.) see below**

8 x LED array 6W **(LED incl.)** - 350mA - 8 x 634lm - 2700K - CRI >93

Each arm on the same level has the same length: 4 x **250 mm** = L 516 mm W 316 mm / 4 x **500 mm** = L 949 mm W 565 mm / 4 x **750 mm** = L 1382 mm W 815 mm.

SUSPENSION - CE IP50 eco

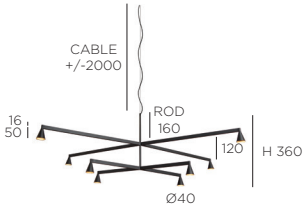

2X RS 16

LENGTH / LEVEL		LENGTH / LEVEL	FRAME brass POWERCORD black STEELCABLE black	FRAME black POWERCORD black STEELCABLE black	FRAME brass POWERCORD white STEELCABLE silver
4x 250mm	&	4x 500mm	2X RS 2523	2X RS 2522	2X RS 2513
4x 500mm	&	4x 750mm	2X RS 5723	2X RS 5722	2X RS 5713

gunmetal, bronze and nickel on demand

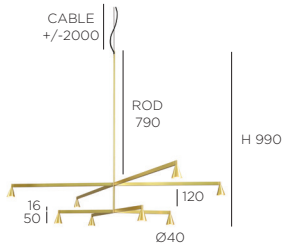

2X RL 79

4x 250mm	&	4x 500mm	2X RL 2523	2X RL 2522	2X RL 2513
4x 500mm	&	4x 750mm	2X RL 5723	2X RL 5722	2X RL 5713

gunmetal, bronze and nickel on demand

REQUIRED BASE (DRIVER INCL.) for **Austere**-Chandelier 2X RS 16 / RL 79

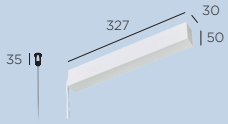

base B32

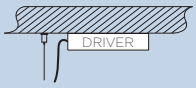

black	NO	BNDN 0822	230V - **driver included in base**
white	NO	BNDN 0811	



base B50

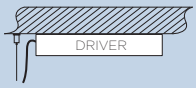

black	1-10 PU	BDPU 0822	230V - **driver included in base**
white	1-10 PU	BDPU 0811	+ casambi possible
black	DA PU	BDDA 0822	
white	DA PU	BDDA 0811	
optional: **casambi**		D CAS	

REMOTE MOUNTED DRIVER

Austere-Chandelier 3X RF 75 / RF 100

Shorter RF ROD available on demand.
350mA - **required remote mounted driver + required cover/canopy see below**
12 x LED array 6W **(LED incl.)** - 350mA - 12 x 634lm - 2700K - CRI >93
Each arm on the same level has the same length: 4 x **250 mm** = L 516 mm W 316 mm / 4 x **500 mm** = L 949 mm W 565 mm / 4 x **750 mm** = L 1382 mm W 815 mm.
SUSPENSION - CE IP50 eco

	LENGTH / LEVEL		LENGTH / LEVEL		LENGTH / LEVEL	FRAME brass	FRAME black
3X RF 75	4x 250mm	&	4x 500mm	&	4x 750mm	3X RF7 25723	3X RF7 25722
3X RF 100	4x 250mm	&	4x 500mm	&	4x 750mm	3X RF10 25723	3X RF10 25722

gunmetal, bronze and nickel on demand

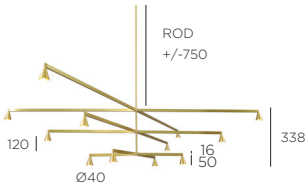

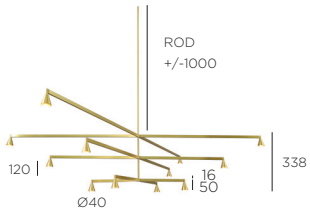

REQUIRED COVER/CANOPY for **Austere**-Chandelier 3X RF 75 / RF 100 with **REMOTE MOUNTED DRIVER**

cover C6

false ceiling
aperture : **Ø45** - depth: min. **60mm**

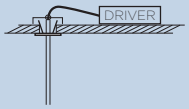

brass	21CO 3300
black	21CO 2200
white	21CO 1100

NOTE: If the thickness of the false ceiling is 15mm, the total length of the chandelier:
RF 75 with cover C6 will be **1050mm**
RF 100 with cover C6 will be **1300mm**

cover C8

concrete ceiling
aperture : **Ø30 D50**

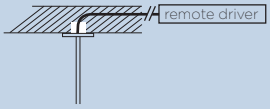

brass	21CO 8003
black	21CO 8002
white	21CO 8001

NOTE: the total length of the chandelier:
RF 75 with cover C8 will be **1078mm**
RF 100 with cover C8 will be **1328mm**

canopy B10

false/concrete ceiling

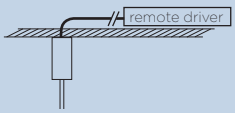

brass	21CP 3333
black	21CP 2222
white	21CP 1111

NOTE: the total length of the chandelier:
RF 75 with canopy B10 will be **1178mm**
RF 100 with canopy B10 will be **1428mm**

REQUIRED REMOTE MOUNTED DRIVER for **Austere**-Chandelier 3X RF 75 / RF 100

DEVICE	DIM.	DRIVER
1 x	NO **(non-dimmable)**	N 80W•
1 x	PU **(PUSH-DIM)** + 1-10 **(1-10V)**	D 80WP•
1 x	PU **(PUSH-DIM)** + DA **(DALI)**	D 80WD•

•driver only fits through cutout hole of fixture with C6, min. depth for driver in false ceiling: 280mm
For warranty use only Trizo21® supplied LED drivers as mentioned. For all specs and techs about drivers, see www.trizo21.com/drivers

REMOTE MOUNTED DRIVER

Austere-Chandelier 3X RS 16 / RL 79

350mA - **required remote mounted driver + required cover/canopy see below**

12 x LED array 6W **(LED incl.)** - 350mA - 12 x 634lm - 2700K - CRI >93

Each arm on the same level has the same length: 4 x **250 mm** = L 516 mm W 316 mm / 4 x **500 mm** = L 949 mm W 565 mm / 4 x **750 mm** = L 1382 mm W 815 mm.

SUSPENSION - CE IP50 eco

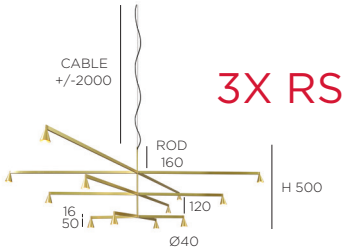

3X RS 16

LENGTH / LEVEL		LENGTH / LEVEL		LENGTH / LEVEL	FRAME brass / POWERCORD black / STEELCABLE black	FRAME black / POWERCORD black / STEELCABLE black	FRAME brass / POWERCORD white / STEELCABLE silver
4x 250mm	&	4x 500mm	&	4x 750mm	3X RS 25723	3X RS 25722	3X RS 25713

gunmetal, bronze and nickel on demand

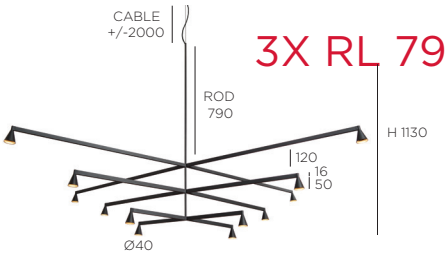

3X RL 79

4x 250mm	&	4x 500mm	&	4x 750mm	3X RL 25723	3X RL 25722	3X RL 25713

gunmetal, bronze and nickel on demand

REQUIRED COVER/CANOPY for **Austere**-Chandelier 3X RS 16 / RL 79 with **REMOTE MOUNTED DRIVER**

cover C6

false ceiling
aperture : **Ø45** - depth: min. **40mm**

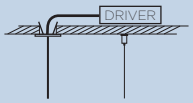

brass	21CO 0003
black	21CO 0002
white	21CO 0001

cover C6

concrete ceiling
aperture : **Ø45** - depth: min. **40mm**

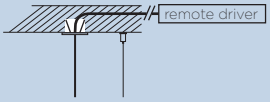

brass	21CO 0013
black	21CO 0012
white	21CO 0011

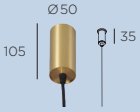

canopy B10

false/concrete ceiling

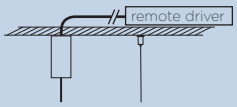

brass	21CP 3003
black	21CP 2002
white	21CP 1001

canopy B11

false/concrete ceiling

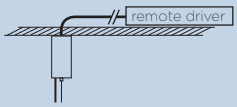

brass	21CP 3033
black	21CP 2022
white	21CP 1011

REQUIRED REMOTE MOUNTED DRIVER for **Austere**-Chandelier 3X RS 16 / RL 79

DEVICE	DIM.	DRIVER
1 x	NO **(non-dimmable)**	N 80W•
1 x	PU **(PUSH-DIM)** + 1-10 **(1-10V)**	D 80WP•
1 x	PU **(PUSH-DIM)** + DA **(DALI)**	D 80WD•

•driver only fits through cutout hole of fixture with C6, min. depth for driver in false ceiling: 280mm

For warranty use only Trizo21® supplied LED drivers as mentioned. For all specs and techs about drivers, see www.trizo21.com/drivers

SURFACE MOUNTED DRIVER

Austere-Chandelier 3X RS 16 / RL 79

350mA - **required base (driver incl.) see below**
12 x LED array 6W **(LED incl.)** - 350mA - 12 x 634lm - 2700K - CRI >93
Each arm on the same level has the same length: 4 x **250 mm** = L 516 mm W 316 mm / 4 x **500 mm** = L 949 mm W 565 mm / 4 x **750 mm** = L 1382 mm W 815 mm.
SUSPENSION - CE IP50 eco

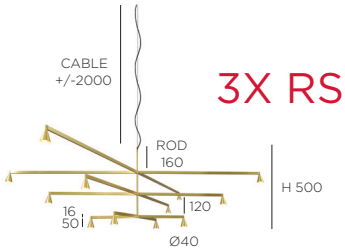

3X RS 16

LENGTH / LEVEL		LENGTH / LEVEL		LENGTH / LEVEL	FRAME brass, POWERCORD black, STEELCABLE black	FRAME black, POWERCORD black, STEELCABLE black	FRAME brass, POWERCORD white, STEELCABLE silver
4x 250mm	&	4x 500mm	&	4x 750mm	3X RS 25723	3X RS 25722	3X RS 25713

gunmetal, bronze and nickel on demand

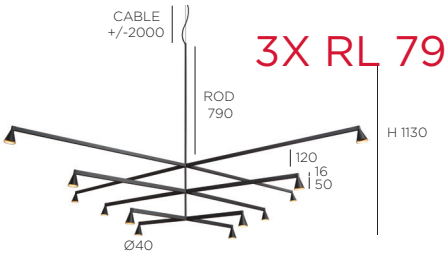

3X RL 79

LENGTH / LEVEL		LENGTH / LEVEL		LENGTH / LEVEL			
4x 250mm	&	4x 500mm	&	4x 750mm	3X RL 25723	3X RL 25722	3X RL 25713

gunmetal, bronze and nickel on demand

REQUIRED BASE (DRIVER INCL.) for **Austere**-Chandelier 3X RS 16 / RL 79



base B32

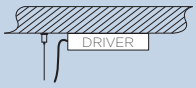

black	NO	BNDN 0822	230V - **driver included in base**
white	NO	BNDN 0811	



base B50

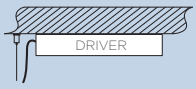

black	1-10 PU	BDPU 0822	230V - **driver included in base**
white	1-10 PU	BDPU 0811	+ casambi possible
black	DA PU	BDDA 0822	
white	DA PU	BDDA 0811	
optional: **casambi**		D CAS	

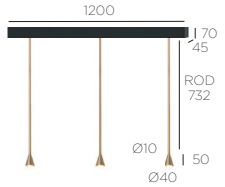

Position of the light fixture
in the base can be adjusted

Austere-D1 3 RF 75

230V - **driver included in base** - LC **(TRIAC/IGBT) or** 1-10 **(1-10V) or** PU **(PUSH-DIM) or** DA **(DALI) dimmable**
3 x LED array 6W **(LED incl.)** - 350mA - 3 x 634lm - 2700K - CRI >93
Shorter RF ROD available on demand. - **SUSPENSION** - CE IP50 eco

	DIM	FRAME brass	FRAME black	FRAME white	FRAME gunmetal	FRAME bronze	FRAME nickel
black BASE	LC	AFLC 31273	AFLC 31272	AFLC 31271			
white BASE	LC	AFLC 31173	AFLC 31172	AFLC 31171			
black BASE	LC				AFLC 31274	AFLC 31277	AFLC 31279
white BASE	LC				AFLC 31174	AFLC 31177	AFLC 31179
black BASE	1-10 PU	AFPU 31273	AFPU 31272	AFPU 31271			
white BASE	1-10 PU	AFPU 31173	AFPU 31172	AFPU 31171			
black BASE	1-10 PU				AFPU 31274	AFPU 31277	AFPU 31279
white BASE	1-10 PU				AFPU 31174	AFPU 31177	AFPU 31179
black BASE	PU DA	AFDA 31273	AFDA 31272	AFDA 31271			
white BASE	PU DA	AFDA 31173	AFDA 31172	AFDA 31171			
black BASE	PU DA				AFDA 31274	AFDA 31277	AFDA 31279
white BASE	PU DA				AFDA 31174	AFDA 31177	AFDA 31179

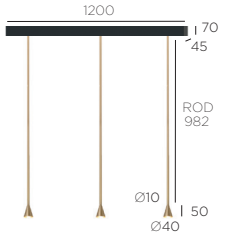

Position of the light fixture
in the base can be adjusted

Austere-D1 3 RF 100

230V - **driver included in base** - LC **(TRIAC/IGBT) or** 1-10 **(1-10V) or** PU **(PUSH-DIM) or** DA **(DALI) dimmable**
3 x LED array 6W **(LED incl.)** - 350mA - 3 x 634lm - 2700K - CRI >93
Shorter RF ROD available on demand. - **SUSPENSION** - CE IP50 eco

	DIM	FRAME brass	FRAME black	FRAME white	FRAME gunmetal	FRAME bronze	FRAME nickel
black BASE	LC	AFLC 31293	AFLC 31292	AFLC 31291			
white BASE	LC	AFLC 31193	AFLC 31192	AFLC 31191			
black BASE	LC				AFLC 31294	AFLC 31297	AFLC 31299
white BASE	LC				AFLC 31194	AFLC 31197	AFLC 31199
black BASE	1-10 PU	AFPU 31293	AFPU 31292	AFPU 31291			
white BASE	1-10 PU	AFPU 31193	AFPU 31192	AFPU 31191			
black BASE	1-10 PU				AFPU 31294	AFPU 31297	AFPU 31299
white BASE	1-10 PU				AFPU 31194	AFPU 31197	AFPU 31199
black BASE	PU DA	AFDA 31293	AFDA 31292	AFDA 31291			
white BASE	PU DA	AFDA 31193	AFDA 31192	AFDA 31191			
black BASE	PU DA				AFDA 31294	AFDA 31297	AFDA 31299
white BASE	PU DA				AFDA 31194	AFDA 31197	AFDA 31199

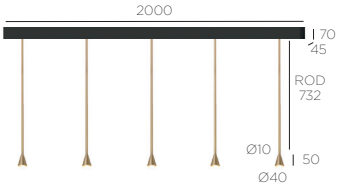

Position of the light fixture
in the base can be adjusted

Austere-D2 5 RF 75

230V - **driver included in base** - LC **(TRIAC/IGBT) or** 1-10 **(1-10V) or** PU **(PUSH-DIM) or** DA **(DALI) dimmable**
5 x LED array 6W **(LED incl.)** - 350mA - 5 x 634lm - 2700K - CRI >93
Shorter RF ROD available on demand. - **SUSPENSION** - CE IP50 eco

	DIM	FRAME brass	FRAME black	FRAME white	FRAME gunmetal	FRAME bronze	FRAME nickel
black BASE	LC	AFLC 52273	AFLC 52272	AFLC 52271			
white BASE	LC	AFLC 52173	AFLC 52172	AFLC 52171			
black BASE	LC				AFLC 52274	AFLC 52277	AFLC 52279
white BASE	LC				AFLC 52174	AFLC 52177	AFLC 52179
black BASE	1-10 PU	AFPU 52273	AFPU 52272	AFPU 52271			
white BASE	1-10 PU	AFPU 52173	AFPU 52172	AFPU 52171			
black BASE	1-10 PU				AFPU 52274	AFPU 52277	AFPU 52279
white BASE	1-10 PU				AFPU 52174	AFPU 52177	AFPU 52179
black BASE	PU DA	AFDA 52273	AFDA 52272	AFDA 52271			
white BASE	PU DA	AFDA 52173	AFDA 52172	AFDA 52171			
black BASE	PU DA				AFDA 52274	AFDA 52277	AFDA 52279
white BASE	PU DA				AFDA 52174	AFDA 52177	AFDA 52179

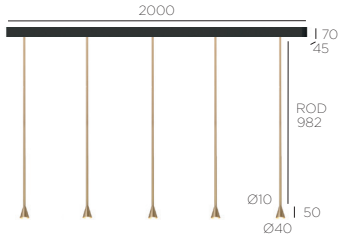

Position of the light fixture
in the base can be adjusted

Austere-D2 5 RF 100

230V - **driver included in base** - LC **(TRIAC/IGBT) or** 1-10 **(1-10V) or** PU **(PUSH-DIM) or** DA **(DALI) dimmable**
5 x LED array 6W **(LED incl.)** - 350mA - 5 x 634lm - 2700K - CRI >93
Shorter RF ROD available on demand. - **SUSPENSION** - CE IP50 eco

	DIM	FRAME brass	FRAME black	FRAME white	FRAME gunmetal	FRAME bronze	FRAME nickel
black BASE	LC	AFLC 52293	AFLC 52292	AFLC 52291			
white BASE	LC	AFLC 52193	AFLC 52192	AFLC 52191			
black BASE	LC				AFLC 52294	AFLC 52297	AFLC 52299
white BASE	LC				AFLC 52194	AFLC 52197	AFLC 52199
black BASE	1-10 PU	AFPU 52293	AFPU 52292	AFPU 52291			
white BASE	1-10 PU	AFPU 52193	AFPU 52192	AFPU 52191			
black BASE	1-10 PU				AFPU 52294	AFPU 52297	AFPU 52299
white BASE	1-10 PU				AFPU 52194	AFPU 52197	AFPU 52199
black BASE	PU DA	AFDA 52293	AFDA 52292	AFDA 52291			
white BASE	PU DA	AFDA 52193	AFDA 52192	AFDA 52191			
black BASE	PU DA				AFDA 52294	AFDA 52297	AFDA 52299
white BASE	PU DA				AFDA 52194	AFDA 52197	AFDA 52199

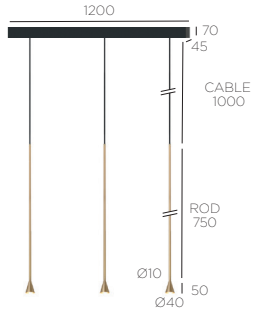

Position of the light fixture
in the base can be adjusted

Austere-D1 3 RL 79

230V - **driver included in base** - LC **(TRIAC/IGBT) or** 1-10 **(1-10V) or** PU **(PUSH-DIM) or** DA **(DALI) dimmable**
3 x LED array 6W **(LED incl.)** - 350mA - 3 x 634lm - 2700K - CRI >93
Longer cable lengths available on demand. - **SUSPENSION** - CE IP50 eco

	DIM	CABLE LENGTH	FRAME brass CABLE black	FRAME black CABLE black	FRAME white CABLE white	FRAME gunmetal CABLE black	FRAME bronze CABLE black	FRAME nickel CABLE black
black BASE	LC	L 1000	ALLC 31213	ALLC 31212	ALLC 31211			
white BASE	LC	L 1000				ALLC 31214	ALLC 31217	ALLC 31219
black BASE	LC	L 1000	ALLC 31113	ALLC 31112	ALLC 31111			
white BASE	LC	L 1000				ALLC 31114	ALLC 31117	ALLC 31119
black BASE	1-10 PU	L 1000	ALPU 31213	ALPU 31212	ALPU 31211			
white BASE	1-10 PU	L 1000				ALPU 31214	ALPU 31217	ALPU 31219
black BASE	1-10 PU	L 1000	ALPU 31113	ALPU 31112	ALPU 31111			
white BASE	1-10 PU	L 1000				ALPU 31114	ALPU 31117	ALPU 31119
black BASE	PU DA	L 1000	ALDA 31213	ALDA 31212	ALDA 31211			
white BASE	PU DA	L 1000				ALDA 31214	ALDA 31217	ALDA 31219
black BASE	PU DA	L 1000	ALDA 31113	ALDA 31112	ALDA 31111			
white BASE	PU DA	L 1000				ALDA 31114	ALDA 31117	ALDA 31119

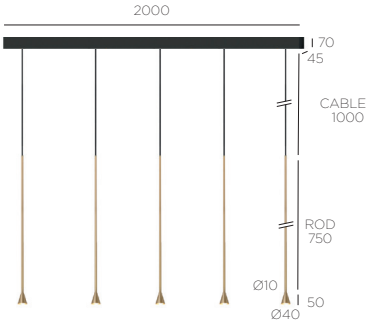

Position of the light fixture
in the base can be adjusted

Austere-D2 5 RL 79

230V - **driver included in base** - LC **(TRIAC/IGBT) or** 1-10 **(1-10V) or** PU **(PUSH-DIM) or** DA **(DALI) dimmable**
5 x LED array 6W **(LED incl.)** - 350mA - 5 x 634lm - 2700K - CRI >93
Longer cable lengths available on demand. - **SUSPENSION** - CE IP50 eco

	DIM	CABLE LENGTH	FRAME brass CABLE black	FRAME black CABLE black	FRAME white CABLE white	FRAME gunmetal CABLE black	FRAME bronze CABLE black	FRAME nickel CABLE black
black BASE	LC	L 1000	ALLC 52213	ALLC 52212	ALLC 52211			
white BASE	LC	L 1000				ALLC 52214	ALLC 52217	ALLC 52219
black BASE	LC	L 1000	ALLC 52113	ALLC 52112	ALLC 52111			
white BASE	LC	L 1000				ALLC 52114	ALLC 52117	ALLC 52119
black BASE	1-10 PU	L 1000	ALPU 52213	ALPU 52212	ALPU 52211			
white BASE	1-10 PU	L 1000				ALPU 52214	ALPU 52217	ALPU 52219
black BASE	1-10 PU	L 1000	ALPU 52113	ALPU 52112	ALPU 52111			
white BASE	1-10 PU	L 1000				ALPU 52114	ALPU 52117	ALPU 52119
black BASE	PU DA	L 1000	ALDA 52213	ALDA 52212	ALDA 52211			
white BASE	PU DA	L 1000				ALDA 52214	ALDA 52217	ALDA 52219
black BASE	PU DA	L 1000	ALDA 52113	ALDA 52112	ALDA 52111			
white BASE	PU DA	L 1000				ALDA 52114	ALDA 52117	ALDA 52119



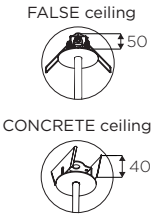

Austere-Solitaire RF

RF = fixed vertical rod of max. 988mm (possibility to shorten with tube cutter)
350mA - **required remote mounted driver see below**
1 x LED array 6W **(LED incl.)** - 350mA - 634lm - 2700K - CRI >93
FALSE ceiling = aperture : Ø 45 - depth : min. 50 mm - depth for driver in ceiling : min. 70 mm
CONCRETE ceiling = aperture : Ø 45 - depth : min. 40 mm - depth for driver in ceiling : min. 110 mm
SUSPENSION - IP40 eco

	COVER brass / FRAME brass	COVER black / FRAME black	COVER white / FRAME white	COVER gunmetal / FRAME gunmetal	COVER bronze / FRAME bronze	COVER nickel / FRAME nickel
FALSE ceiling	HVSU 1003	HVSU 1002	HVSU 1001			
FALSE ceiling				HVSU 1004	HVSU 1007	HVSU 1009
CONCRETE ceiling	HVSC 1003	HVSC 1002	HVSC 1001			
CONCRETE ceiling				HVSC 1004	HVSC 1007	HVSC 1009

REQUIRED REMOTE MOUNTED DRIVER

DEVICE	DIM.	DRIVER
1 x	LC **(TRIAC/IGBT)**	D 6WT
2 x	LC **(TRIAC/IGBT)**	D 18WT
1-2 x	PU **(PUSH-DIM)** + 1-10 **(1-10V)**	D 15WP*
1-2 x	DA **(DALI)**	D 15WDA EU
1-2 x	DA **(DALI)**	D 15WDA US*
2-6 x	PU **(PUSH-DIM)** + DA **(DALI)** + 1-10 **(1-10V)**	D 40WDP*

For warranty use only Trizo21® supplied LED drivers as mentioned.
For all specs and techs about drivers, see www.trizo21.com/drivers

driver remote mounting: driver does not fit through cutout hole of fixture
***110V-230V**



Austere-Solitaire RF D+B

RF = fixed vertical rod of max. 988mm (possibility to shorten with tube cutter)
230V - **driver included in base** - LC **(TRIAC/IGBT) dimmable**
1 x LED array 6W **(LED incl.)** - 350mA - 634lm - 2700K - CRI >93
SUSPENSION - IP40 eco

DIM	CANOPY brass / FRAME brass	CANOPY black / FRAME black	CANOPY white / FRAME white	CANOPY gunmetal / FRAME gunmetal	CANOPY bronze / FRAME bronze	CANOPY nickel / FRAME nickel
LC	HVSBD 1113	HVSBD 1112	HVSBD 1111			
LC				HVSBD 1114	HVSBD 1117	HVSBD 1119

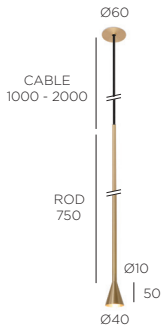

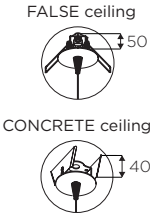

Austere-Solitaire RL

RL = long vertical rod of 750 mm + powercord - Longer cable lengths available on demand.
350mA - **required remote mounted driver see below**
1 x LED array 6W **(LED incl.)** - 350mA - 634lm - 2700K - CRI >93
FALSE ceiling = aperture : Ø 45 - depth : min. 50 mm - depth for driver in ceiling : min. 70 mm
CONCRETE ceiling = aperture : Ø 45 - depth : min. 40 mm - depth for driver in ceiling : min. 110 mm
SUSPENSION - CE IP40 eco

	CABLE LENGTH	COVER brass / CABLE black / FRAME brass	COVER black / CABLE black / FRAME black	COVER white / CABLE white / FRAME white	COVER gunmetal / CABLE black / FRAME gunmetal	COVER bronze / CABLE black / FRAME bronze	COVER nickel / CABLE black / FRAME nickel
FALSE ceiling	L 1000	HVCA 3013	HVCA 3012	HVCA 3011			
FALSE ceiling	L 2000	HVCA 3023	HVCA 3022	HVCA 3021			
FALSE ceiling	L 1000				HVCA 3014	HVCA 3017	HVCA 3019
FALSE ceiling	L 2000				HVCA 3024	HVCA 3027	HVCA 3029
CONCRETE ceiling	L 1000	HVCC 3013	HVCC 3012	HVCC 3011			
CONCRETE ceiling	L 2000	HVCC 3023	HVCC 3022	HVCC 3021			
CONCRETE ceiling	L 1000				HVCC 3014	HVCC 3017	HVCC 3019
CONCRETE ceiling	L 2000				HVCC 3024	HVCC 3027	HVCC 3029

REQUIRED REMOTE MOUNTED DRIVER

DEVICE	DIM.	DRIVER
1 x	LC **(TRIAC/IGBT)**	D 6WT
2 x	LC **(TRIAC/IGBT)**	D 18WT
1-2 x	PU **(PUSH-DIM)** + 1-10 **(1-10V)**	D 15WP*
1-2 x	DA **(DALI)**	D 15WDA EU
1-2 x	DA **(DALI)**	D 15WDA US*
2-6 x	PU **(PUSH-DIM)** + DA **(DALI)** + 1-10 **(1-10V)**	D 40WDP*

For warranty use only Trizo21® supplied LED drivers as mentioned.
For all specs and techs about drivers, see www.trizo21.com/drivers

driver remote mounting: driver does not fit through cutout hole of fixture
***110V-230V**

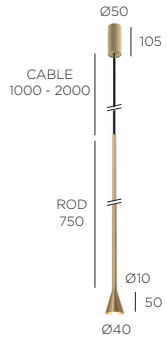

Austere-Solitaire RL D+B

RL = long vertical rod of 750mm + powercord - Longer cable lengths available on demand.
230V - **driver included in base** - LC **(TRIAC/IGBT) dimmable**
1 x LED array 6W **(LED incl.)** - 350mA - 634lm - 2700K - CRI >93
SUSPENSION - CE IP40 eco

	CABLE LENGTH	CANOPY brass / CABLE black / FRAME brass	CANOPY black / CABLE black / FRAME black	CANOPY white / CABLE white / FRAME white	CANOPY gunmetal / CABLE black / FRAME gunmetal	CANOPY bronze / CABLE black / FRAME bronze	CANOPY nickel / CABLE black / FRAME nickel
LC	L 1000	HVCBD 3313	HVCBD 3312	HVCBD 3311			
LC	L 2000	HVCBD 3323	HVCBD 3322	HVCBD 3321			
LC	L 1000				HVCBD 3314	HVCBD 3317	HVCBD 3319
LC	L 2000				HVCBD 3324	HVCBD 3327	HVCBD 3329

DESIGN YOUR OWN AUSTERE-SUSPENSION - REMOTE MOUNTING

I. **Choose 1 x the CENTER length:** 500 mm or 750 mm

II. **Choose 2 x the same END lengths:** 250 mm or 500 mm

III. **Choose 4 x the same SIDE lengths:** 250 mm or 500 mm

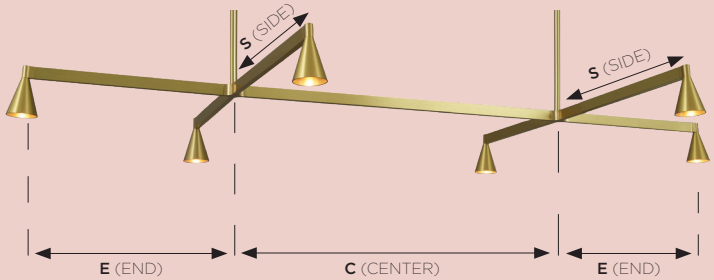

DIMENSIONS:

C 500 mm	+ 2 x **E** 250 mm	+ 4 x **S** 250 mm	Total size **L**: 1120 mm **W**: 590 mm
C 500 mm	+ 2 x **E** 250 mm	+ 4 x **S** 500 mm	Total size **L**: 1120 mm **W**: 1090 mm
C 500 mm	+ 2 x **E** 500 mm	+ 4 x **S** 250 mm	Total size **L**: 1620 mm **W**: 590 mm
C 500 mm	+ 2 x **E** 500 mm	+ 4 x **S** 500 mm	Total size **L**: 1620 mm **W**: 1090 mm
C 750 mm	+ 2 x **E** 250 mm	+ 4 x **S** 250 mm	Total size **L**: 1370 mm **W**: 590 mm
C 750 mm	+ 2 x **E** 250 mm	+ 4 x **S** 500 mm	Total size **L**: 1370 mm **W**: 1090 mm
C 750 mm	+ 2 x **E** 500 mm	+ 4 x **S** 250 mm	Total size **L**: 1870 mm **W**: 590 mm
C 750 mm	+ 2 x **E** 500 mm	+ 4 x **S** 500 mm	Total size **L**: 1870 mm **W**: 1090 mm

IV. **Choose the colors and the vertical ROD:** RS 16, RL 79, RF 75 or RF 100

rod short: **RS 16**



FRAME
POWERCORD

rod long: **RL 79**

FRAME
POWERCORD

rod fixed: **RF 75**

FRAME

*Total heigth depends on the chosen mounting option, see **NOTE** on product page.

Shorter vertical rod available on demand with additional cost.

rod fixed: **RF 100**

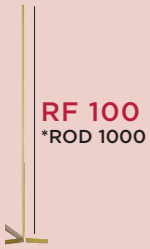

FRAME

*Total heigth depends on the chosen mounting option, see **NOTE** on product page.

Shorter vertical rod available on demand with additional cost.

V. **Choose your cover or canopy for 'remote mounting' driver:**

cover C6

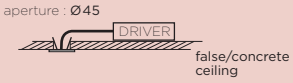

For false ceiling: **RS 16**, **RL 79**, **RF 75** & **RF 100**
For concrete ceiling: **RS 16** & **RL 79**

cover C8

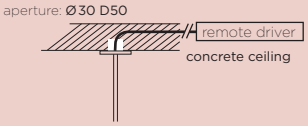

For **RF 75** & **RF 100**

canopy B10

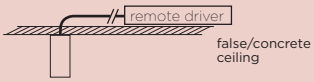

For **RS 16**, **RL 79**, **RF 75** & **RF 100**

canopy B11

For **RS 16** & **RL 79**

VI. **Choose your 'remote mounting' driver:**

driver: non-dimmable

driver: 1-10V dimmable
driver: PUSH-DIM dimmable
driver: DALI dimmable

DESIGN YOUR OWN AUSTERE-SUSPENSION - SURFACE MOUNTING

I. **Choose 1 x the CENTER length:** 500 mm or 750 mm

II. **Choose 2 x the same END lengths:** 250 mm or 500 mm

III. **Choose 4 x the same SIDE lengths:** 250 mm or 500 mm

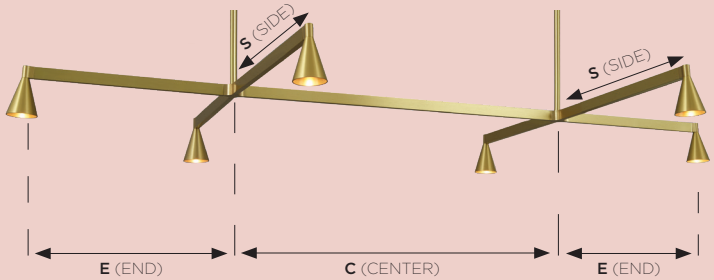

DIMENSIONS:

C 500 mm	+ 2 x **E** 250 mm	+ 4 x **S** 250 mm	Total size **L**: 1120 mm **W**: 590 mm
C 500 mm	+ 2 x **E** 250 mm	+ 4 x **S** 500 mm	Total size **L**: 1120 mm **W**: 1090 mm
C 500 mm	+ 2 x **E** 500 mm	+ 4 x **S** 250 mm	Total size **L**: 1620 mm **W**: 590 mm
C 500 mm	+ 2 x **E** 500 mm	+ 4 x **S** 500 mm	Total size **L**: 1620 mm **W**: 1090 mm
C 750 mm	+ 2 x **E** 250 mm	+ 4 x **S** 250 mm	Total size **L**: 1370 mm **W**: 590 mm
C 750 mm	+ 2 x **E** 250 mm	+ 4 x **S** 500 mm	Total size **L**: 1370 mm **W**: 1090 mm
C 750 mm	+ 2 x **E** 500 mm	+ 4 x **S** 250 mm	Total size **L**: 1870 mm **W**: 590 mm
C 750 mm	+ 2 x **E** 500 mm	+ 4 x **S** 500 mm	Total size **L**: 1870 mm **W**: 1090 mm

IV. **Choose the colors and the vertical ROD:** RS 16 or RL 79

rod short: **RS 16**

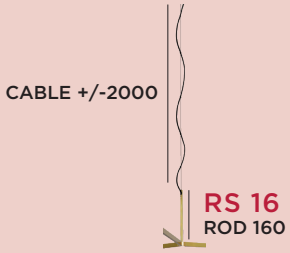

FRAME

POWERCORD

rod long: **RL 79**



FRAME

POWERCORD

V. **Choose your base (driver incl.) for 'surface mounting':**

base B20

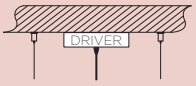

dimmable driver incl. in base

(1-10V / PUSH-DIM / DALI)

+ casambi possible

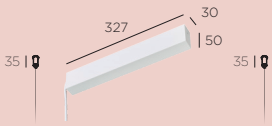

base B32

non-dimmable driver incl. in base

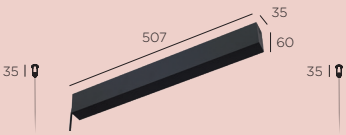

base B50

dimmable driver incl. in base

(1-10V / PUSH-DIM / DALI)

+ casambi possible

REMOTE MOUNTED DRIVER

Austere-Suspension 1+ RF 75 / RF 100

Shorter RF ROD available on demand.
350mA - **required remote mounted driver + required cover/canopy see below**
6 x LED array 6W **(LED incl.)** - 350mA - 6 x 634lm - 2700K - CRI >93
C (CENTER LENGTH), **E** (END LENGTH), **S** (SIDE LENGTH), **total dimensions see p. 101**
SUSPENSION - CE IP50 eco

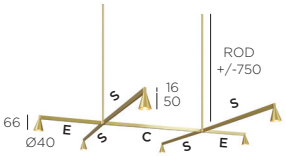

1+ RF 75

CENTER LENGTH	END LENGTH	SIDE LENGTH	FRAME brass	FRAME black
1x 500mm	2x 250mm	4x 250mm	1+ SU RF7 52223	1+ SU RF7 52222
1x 500mm	2x 500mm	4x 250mm	1+ SU RF7 55223	1+ SU RF7 55222
1x 750mm	2x 250mm	4x 250mm	1+ SU RF7 72223	1+ SU RF7 72222
1x 750mm	2x 500mm	4x 250mm	1+ SU RF7 75223	1+ SU RF7 75222

SIDE LENGTH 4x 500mm on demand
gunmetal, bronze and nickel on demand

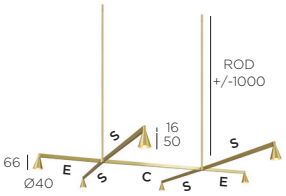

1+ RF 100

CENTER LENGTH	END LENGTH	SIDE LENGTH	FRAME brass	FRAME black
1x 500mm	2x 250mm	4x 250mm	1+ SU RF10 52223	1+ SU RF10 52222
1x 500mm	2x 500mm	4x 250mm	1+ SU RF10 55223	1+ SU RF10 55222
1x 750mm	2x 250mm	4x 250mm	1+ SU RF10 72223	1+ SU RF10 72222
1x 750mm	2x 500mm	4x 250mm	1+ SU RF10 75223	1+ SU RF10 75222

SIDE LENGTH 4x 500mm on demand
gunmetal, bronze and nickel on demand

REQUIRED COVER/CANOPY for **Austere**-Suspension 1+ RF 75 / RF 100 with **REMOTE MOUNTED DRIVER**

cover C6

false ceiling
aperture : **Ø45** - depth: min. **60mm**

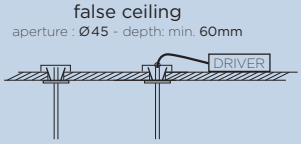

brass	22CO 3300
black	22CO 2200
white	22CO 1100

NOTE: If the thickness of the false ceiling is 15mm, the total length of the suspension:
RF 75 with cover C6 will be **778mm**
RF 100 with cover C6 will be **1028mm**

cover C8

concrete ceiling
aperture : **Ø30 D50**

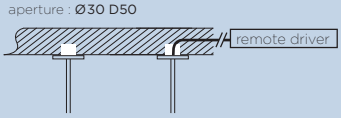

brass	22CO 8003
black	22CO 8002
white	22CO 8001

NOTE: the total length of the suspension:
RF 75 with cover C8 will be **806mm**
RF 100 with cover C8 will be **1056mm**

canopy B10

false/concrete ceiling

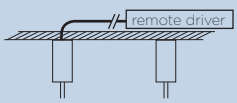

brass	22CP 3333
black	22CP 2222
white	22CP 1111

NOTE: the total length of the suspension:
RF 75 with canopy B10 will be **906mm**
RF 100 with canopy B10 will be **1156mm**

REQUIRED REMOTE MOUNTED DRIVER for **Austere**-Suspension 1+ RF 75 / RF 100

DEVICE	DIM.	DRIVER
1 x	NO **(non-dimmable)**	N 50W•
1 x	PU **(PUSH-DIM)** + 1-10 **(1-10V)**	D 80WP•
1 x	PU **(PUSH-DIM)** + DA **(DALI)**	D 80WD•

•driver only fits through cutout hole of fixture with C6, min. depth for driver in false ceiling: 280mm
For warranty use only Trizo21® supplied LED drivers as mentioned. For all specs and techs about drivers, see www.trizo21.com/drivers

REMOTE MOUNTED DRIVER

Austere-Suspension 1+ RS 16 / RL 79

350mA - **required remote mounted driver + required cover/canopy see below**
6 x LED array 6W **(LED incl.)** - 350mA - 6 x 634lm - 2700K - CRI >93
C (CENTER LENGTH), **E** (END LENGTH), **S** (SIDE LENGTH), **total dimensions see p. 101**
SUSPENSION - CE IP50 eco

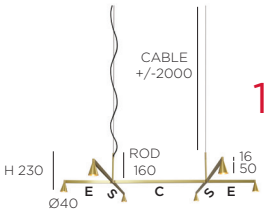

1+ RS 16

CENTER LENGTH	END LENGTH	SIDE LENGTH	FRAME brass / POWERCORD black / STEELCABLE black	FRAME black / POWERCORD black / STEELCABLE black	FRAME brass / POWERCORD white / STEELCABLE silver
1x 500mm	2x 250mm	4x 250mm	1+ SU RS 52223	1+ SU RS 52222	1+ SU RS 52213
1x 500mm	2x 500mm	4x 250mm	1+ SU RS 55223	1+ SU RS 55222	1+ SU RS 55213
1x 750mm	2x 250mm	4x 250mm	1+ SU RS 72223	1+ SU RS 72222	1+ SU RS 72213
1x 750mm	2x 500mm	4x 250mm	1+ SU RS 75223	1+ SU RS 75222	1+ SU RS 75213

SIDE LENGTH 4x 500mm on demand
gunmetal, bronze and nickel on demand

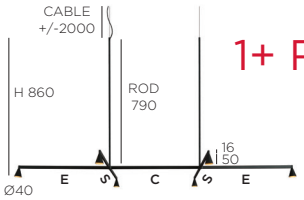

1+ RL 79

1x 500mm	2x 250mm	4x 250mm	1+ SU RL 52223	1+ SU RL 52222	1+ SU RL 52213
1x 500mm	2x 500mm	4x 250mm	1+ SU RL 55223	1+ SU RL 55222	1+ SU RL 55213
1x 750mm	2x 250mm	4x 250mm	1+ SU RL 72223	1+ SU RL 72222	1+ SU RL 72213
1x 750mm	2x 500mm	4x 250mm	1+ SU RL 75223	1+ SU RL 75222	1+ SU RL 75213

SIDE LENGTH 4x 500mm on demand
gunmetal, bronze and nickel on demand

REQUIRED COVER/CANOPY for **Austere**-Suspension 1+ RS 16 / RL 79 with **REMOTE MOUNTED DRIVER**

cover C6

false ceiling
aperture : **Ø45** - depth: min. **40mm**

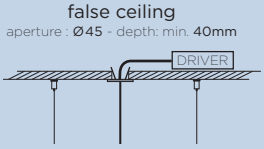

brass	21CO 0003
black	21CO 0002
white	21CO 0001



cover C6

concrete ceiling
aperture : **Ø45** - depth: min. **40mm**

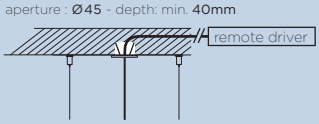

brass	21CO 0013
black	21CO 0012
white	21CO 0011



canopy B10

false/concrete ceiling

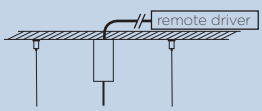

brass	21CP 3003
black	21CP 2002
white	21CP 1001

REQUIRED REMOTE MOUNTED DRIVER for **Austere**-Suspension 1+ RS 16 / RL 79

DEVICE	DIM.	DRIVER
1 x	NO **(non-dimmable)**	N 50W•
1 x	PU **(PUSH-DIM)** + 1-10 **(1-10V)**	D 80WP•
1 x	PU **(PUSH-DIM)** + DA **(DALI)**	D 80WD•

•driver only fits through cutout hole of fixture with C6, min. depth for driver in false ceiling: 280mm
For warranty use only Trizo21® supplied LED drivers as mentioned. For all specs and techs about drivers, see www.trizo21.com/drivers

SURFACE MOUNTED DRIVER

Austere-Suspension 1+ RS 16 / RL 79

350mA - **required base (driver incl.) see below**
6 x LED array 6W **(LED incl.)** - 350mA - 6 x 634lm - 2700K - CRI >93
C (CENTER LENGTH), **E** (END LENGTH), **S** (SIDE LENGTH), **total dimensions see p. 102**
SUSPENSION - CE IP50 eco

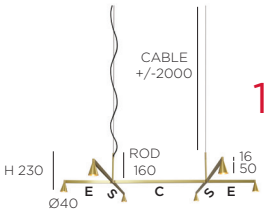

1+ RS 16

CENTER LENGTH	END LENGTH	SIDE LENGTH	FRAME brass / POWERCORD black / STEELCABLE black	FRAME black / POWERCORD black / STEELCABLE black	FRAME brass / POWERCORD white / STEELCABLE silver
1x 500mm	2x 250mm	4x 250mm	1+ SU RS 52223	1+ SU RS 52222	1+ SU RS 52213
1x 500mm	2x 500mm	4x 250mm	1+ SU RS 55223	1+ SU RS 55222	1+ SU RS 55213
1x 750mm	2x 250mm	4x 250mm	1+ SU RS 72223	1+ SU RS 72222	1+ SU RS 72213
1x 750mm	2x 500mm	4x 250mm	1+ SU RS 75223	1+ SU RS 75222	1+ SU RS 75213

SIDE LENGTH 4x 500mm on demand
gunmetal, bronze and nickel on demand

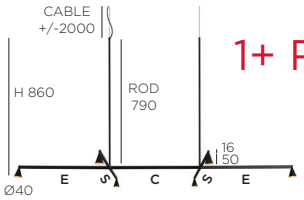

1+ RL 79

1x 500mm	2x 250mm	4x 250mm	1+ SU RL 52223	1+ SU RL 52222	1+ SU RL 52213
1x 500mm	2x 500mm	4x 250mm	1+ SU RL 55223	1+ SU RL 55222	1+ SU RL 55213
1x 750mm	2x 250mm	4x 250mm	1+ SU RL 72223	1+ SU RL 72222	1+ SU RL 72213
1x 750mm	2x 500mm	4x 250mm	1+ SU RL 75223	1+ SU RL 75222	1+ SU RL 75213

SIDE LENGTH 4x 500mm on demand
gunmetal, bronze and nickel on demand

REQUIRED BASE (DRIVER INCL.) for **Austere**-Suspension 1+ RS 16 / RL 79

base B20

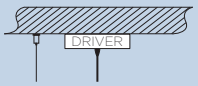

black	1-10 PU DA	BCDP 2402	110V-230V - **driver included in base**
white	1-10 PU DA	BCDP 2401	+ casambi possible
optional: **casambi**		D CAS	



base B32

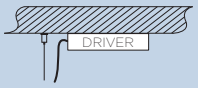

black	NO	BNDN 0822	230V - **driver included in base**
white	NO	BNDN 0811	

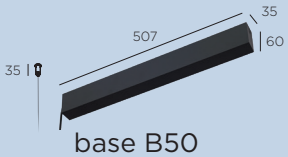

base B50

black	1-10 PU	BDPU 0822	230V - **driver included in base**
white	1-10 PU	BDPU 0811	+ casambi possible
black	DA PU	BDDA 0822	
white	DA PU	BDDA 0811	
optional: **casambi**		D CAS	

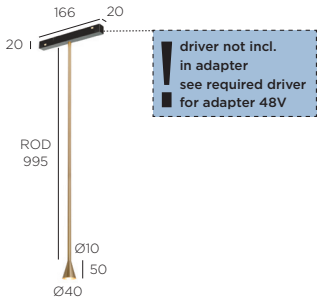

Austere-Solitaire RF 100 Track 48V

48V - **adapter included** - **driver required for adapter 48V see below**
1 x LED array 6W **(LED incl.)** - 350mA - 634lm - 2700K - CRI >93
TRACK 48V - CE IP40 eco

ADAPTER black / FRAME brass	ADAPTER white / FRAME brass	ADAPTER black / FRAME black	ADAPTER white / FRAME black	ADAPTER white / FRAME white
HVSU 4793	HVSW 4793	HVSU 4792	HVSW 4792	HVSW 4791

ADAPTER black / FRAME gunmetal	ADAPTER black / FRAME bronze	ADAPTER black / FRAME nickel
HVSU 4794	HVSU 4797	HVSU 4799

REQUIRED DRIVER FOR ADAPTER 48V (ASSEMBLED IN ADAPTER)

DEVICE	DIM.	DRIVER
1 x	NO **(non-dimmable)**	N 14W
1 x	1-10 **(1-10V)**	D 13WP
1 x	DA **(DALI)**	D 13WD

For warranty use only Trizo21® supplied LED drivers as mentioned. For all specs and techs about drivers, see www.trizo21.com/drivers

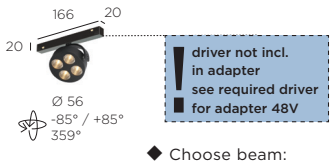

◆ Choose beam:
N=narrow 10° or
M=medium 25° or
W=wide 40°

Mini-Pi 1 Track 48V

48V - **adapter included** - **driver required for adapter 48V see below**
1 x 4 LED 0,96W **(LED incl.)** - 350mA - 456lm - 2700K - CRI >93
TRACK 48V - CE IP40 eco

ADAPTER black / FRAME black	ADAPTER black / FRAME white	ADAPTER white / FRAME white
MIPI 4712◆	MIPI 4711◆	MIPW 4711◆

REQUIRED DRIVER FOR ADAPTER 48V (ASSEMBLED IN ADAPTER)

DEVICE	DIM.	DRIVER
1 x	NO **(non-dimmable)**	N 14W
1 x	1-10 **(1-10V)**	D 13WP
1 x	DA **(DALI)**	D 13WD

For warranty use only Trizo21® supplied LED drivers as mentioned. For all specs and techs about drivers, see www.trizo21.com/drivers

Trizo21 | Kerrebroek 52 | B-9850 | Belgium | +32 (0)9 380 43 43 | info@trizo21.com | www.trizo21.com | ©Trizo21