

#09



[trizo]²¹[®]

Handmade in Belgium

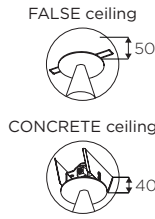


Aust-In brass



Aust-In Adjustable brass

Aust-In



Aust-In

350mA - **required remote mounted driver see below**

1 x LED array 6W (LED incl.) - 350mA - 634lm - 2700K - CRI >93

FALSE ceiling = aperture : Ø 45 - depth : min. 50 mm - depth for driver in ceiling : min. 70 mm
 CONCRETE ceiling = aperture : Ø 45 - depth : min. 40 mm - depth for driver in ceiling : min. 110 mm

CEILING -

	FRAME brass	FRAME black	FRAME white	FRAME gunmetal	FRAME bronze	FRAME nickel
FALSE ceiling	AUIN L003	AUIN L002	AUIN L001			
FALSE ceiling				AUIN L004	AUIN L007	AUIN L009
CONCRETE ceiling	ACIN L003	ACIN L002	ACIN L001			
CONCRETE ceiling				ACIN L004	ACIN L007	ACIN L009

REQUIRED REMOTE MOUNTED DRIVER

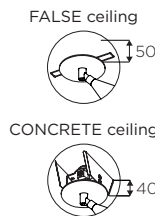
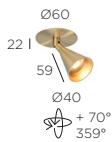
DEVICE	DIM.
1 x	LC (TRIAC/IGBT)
2 x	LC (TRIAC/IGBT)
1-2 x	PU (PUSH-DIM) + DA (DALI)
1-2 x	DA (DALI)
1-2 x	DA (DALI)
2-6 x	PU (PUSH-DIM) + DA (DALI) + I10 (1-10V)

DRIVER

- D 6WT
- D 18WT
- D 15WP*
- D 15WDA EU
- D 15WDA US*
- D 40WDP*

For warranty use only Trizo21® supplied LED drivers as mentioned.
 For all specs and techs about drivers, see www.trizo21.com/drivers

driver remote mounting: driver does not fit through cutout hole of fixture
 *110V-230V



Aust-In Adjustable

350mA - **required remote mounted driver see below**

1 x LED array 6W (LED incl.) - 350mA - 634lm - 2700K - CRI >93

FALSE ceiling = aperture : Ø 45 - depth : min. 50 mm - depth for driver in ceiling : min. 70 mm
 CONCRETE ceiling = aperture : Ø 45 - depth : min. 40 mm - depth for driver in ceiling : min. 110 mm

CEILING -

	FRAME brass	FRAME black	FRAME white	FRAME gunmetal	FRAME bronze	FRAME nickel
FALSE ceiling	AUAN T003	AUAN T002	AUAN T001			
FALSE ceiling				AUAN T004	AUAN T007	AUAN T009
CONCRETE ceiling	ACAN T003	ACAN T002	ACAN T001			
CONCRETE ceiling				ACAN T004	ACAN T007	ACAN T009

REQUIRED REMOTE MOUNTED DRIVER

DEVICE	DIM.
1 x	LC (TRIAC/IGBT)
2 x	LC (TRIAC/IGBT)
1-2 x	PU (PUSH-DIM) + DA (DALI)
1-2 x	DA (DALI)
1-2 x	DA (DALI)
2-6 x	PU (PUSH-DIM) + DA (DALI) + I10 (1-10V)

DRIVER

- D 6WT
- D 18WT
- D 15WP*
- D 15WDA EU
- D 15WDA US*
- D 40WDP*

For warranty use only Trizo21® supplied LED drivers as mentioned.
 For all specs and techs about drivers, see www.trizo21.com/drivers

driver remote mounting: driver does not fit through cutout hole of fixture
 *110V-230V

