

STONE PLANTER 140x105x140

By Stefano Giovannoni & Elisa Gargan

As its name suggests it appears to be found in nature itself, creating synergism between the natural and the artificial landscape. Stone can fit perfectly into any environment, transmitting its own particular elegance, thanks to its material, as well as its original shape.

View online: <https://www.vondom.com/products/55012A>



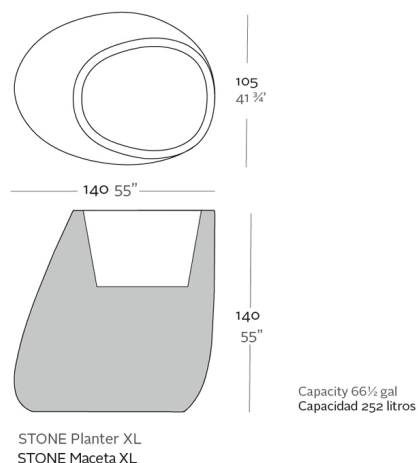
Features

Description

Pot made of polyethylene resin by rotational moulding. 100% Recyclable. Item suitable for indoor and outdoor use. Available in different finishes.

Weight

42 Kg



Finishes

SELF-WATERING

Ref. 55012R

Self-watering system included in all planters except those with basic finish

BASIC

Ref. 55012A

Matt Polyethylene

LACQUERED

Ref. 55012F

Lacquered Polyethylene

RGBW LED

Ref. 55012L

Unit with internal lighting with RGBW LED technology and remote control unit for switching colors. Available only in matte ice white finish. Remote control included.

RGBW LED DMX

Ref. 55012D

Unit with internal lighting with RGBW LED technology and remote control unit for switching colors. Also controlled by DMX-1024 (wireless), enabling communication between one or more products simultaneously via the DMX transmitter (not included).

RGBW LED BATTERY

Ref. 55012DY

































































Unit with internal lighting with battery-powered RGBW LED

LIGHT

Ref. 55012W

White internally lit unit with LED technology. Available only in matte ice white finish.

technology. Includes charger and remote control for switching colors and charger. Available only in matte ice white finish.

| COLOR | BASIC | LACQUERED / LACADO | LUZ | AUTORRIEGO |
|------------|--|--|--|--|
| ICE |  |  |  |  |
| WHITE |  |  |  |  |
| BLACK |  |  |  |  |
| BRONZE |  |  |  |  |
| STEEL |  |  |  |  |
| ANTHRACITE |  |  |  |  |
| RED |  |  |  |  |
| PISTACHIO |  |  |  |  |
| ORANGE |  |  |  |  |
| KHAKI |  |  |  |  |
| NAVY |  |  |  |  |
| TAUPE |  |  |  |  |
| PLUM |  |  |  |  |
| ECRU |  |  |  |  |
| BEIGE |  |  |  |  |
| CHAMPAGNE |  |  |  |  |

